

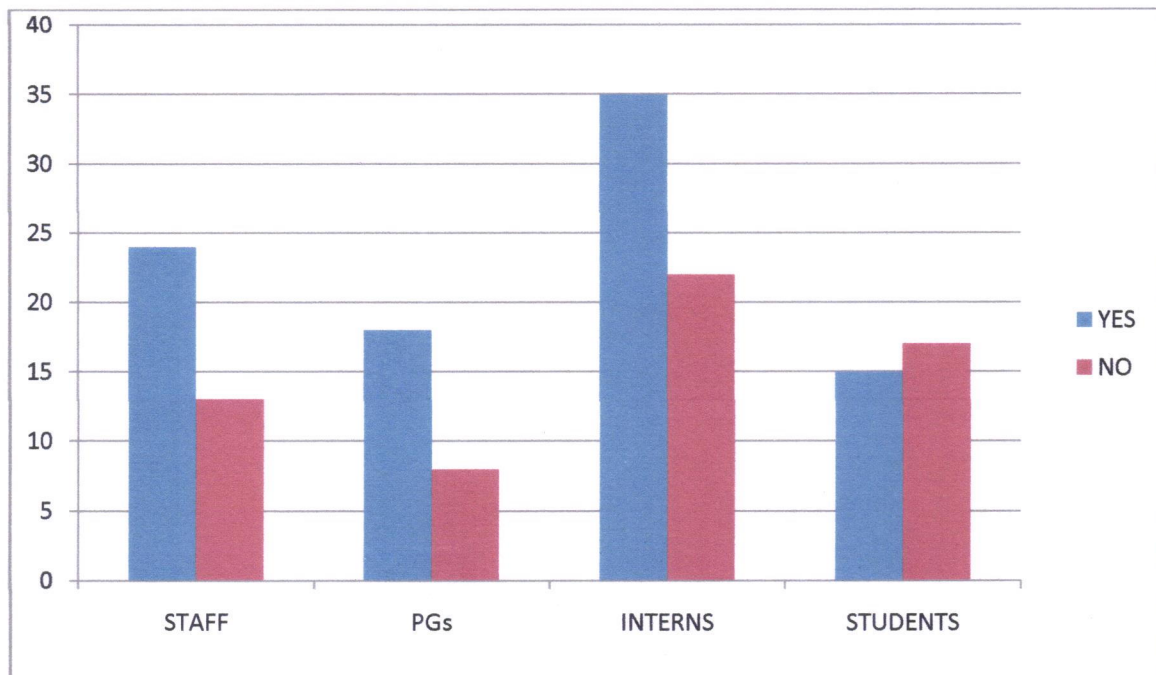
<b>IGNITE</b>	<b>Topic &amp; Faculty</b>
Session 1 16 <sup>th</sup> June 2015	Dr. <b>KarthigaKannan</b> on the topic radiographic interpretation of lesions in Oral and Maxillofacial region
Session 2 14 th August 2015	<b>Dr. Anil Kishen</b> on the topic Nano particles and disinfection of root canal system- current status.
Session 3 Oct 8 <sup>th</sup> 2015	A collective session from <b>Dr. Prabha D Nair, Dr. Ipsita Roy, Dr. HarikrishnaVarma P.R</b> on various aspects of Tissue Engineering and <b>Dr. PrathipPhantumvanit</b> on the topic preventive restorations for caries in primary teeth.
Session 4 Feb 25 <sup>th</sup> 2016	<b>DrEldoKoshy</b> on the topic Sterilization and Disinfection.
Session 5 September 1/2016	Basic Life Support BLS
Session 6 25/December /2016	<b>DrPrabath Singh V.P</b> on the topic Rotary Endodontics.
Session 7 May 17 <sup>th</sup> 2017	<b>DrSwathiChandran</b> on the topic Multilayering in esthetic composite fillings.
Session 8 April 23 <sup>rd</sup> 2017	<b>Dr Sreela&amp; team GDC</b> Kottayam
Session 9 August 7 <sup>th</sup> & 8 <sup>th</sup> /2017	Research Methodology ROW
Session 10 13 th /January/2018	Dr santhoshRaveemdranath
Session 11 December 10 <sup>th</sup> 2018	Root Canal treatment DrNarasimhaBharathwaraj
Session 12 Jully 27 <sup>th</sup> 2018	Digital Impression DrAnishVarkey
Session 13 November 10 th 2018	DrYohanchacko class 2 restoration
Session 15 10 th December 2018	Crown and Bridge Manikya Arabaulu



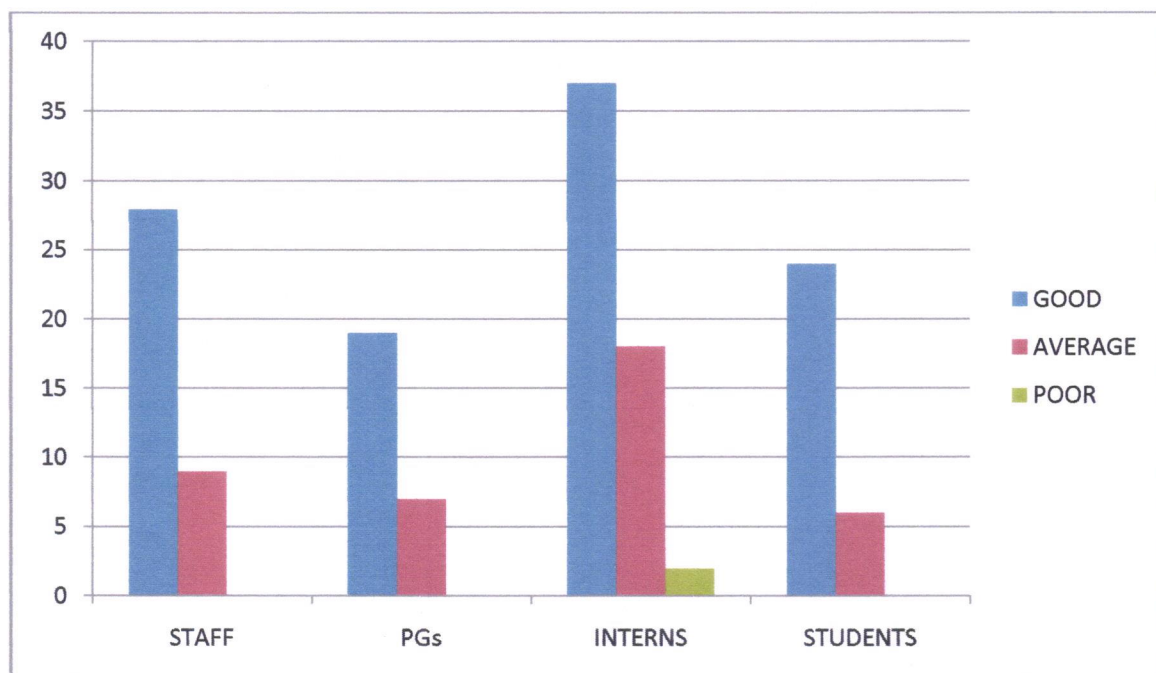
**PUSHPAGIRI**  
COLLEGE OF DENTAL SCIENCES  
MEDICITY CAMPUS, PERUMTHURUTHY

On 16<sup>th</sup> June 2015, first session of **IGNITE** – *lighting the torch of knowledge*, a continuing dental education programme, was conducted exclusively for Pushpagiri College of Dental Sciences by the interns (2015-'16) under the guidance of the Dept. of Public Health Dentistry and Dept. of Oral Medicine and Radiology in the college auditorium. Dr. Karthiga Kannan, an eminent speaker, led the session on the topic Radiographic interpretation of lesion in oral and maxillofacial region. The programme started with the inaugural function at 9:20 am. Chief Guest for the Programme was Rev. Dr. Mathew Mazhuvancheril, Director Pushpagiri Group of Institution and the Guest of Honour was Dr. Geena Benjamin, Prof. and HOD Dept. of Radiology, Pushpagiri Medical College Hospital. The inaugural function was concluded by launch of IGNITE which was in the form of a video preview. The video was launched by Rev. Fr. Mathew Vadakekkuttu, Director, Pushpagiri Medicity and this video preview shall be played before the beginning of every session of Ignite. The informative session was conducted as 3 Modules on the topics Radiographic interpretation of periapical pathology in intraoral radiographs, Radiographic interpretation of cyst and tumours in extraoral radiographs, Sialography procedure, technique, interpretation, CT sialography respectively. The total number of participants was 203 including 52 staff, 26 PGs, 68 interns and 57 students of final year. High tea was provided for all the participants following the first module. The session ended by 1:15 pm with an open discussion on the topics discussed. Feedback forms were distributed among all the participants. From a total of 203 participants, 150 forms were returned and according to the analysis of the form:

## 1) ADEQUACY OF THE VENUE



## 2) CLARITY OF AUDIOVISUALS





As per the feedback received, the Programme could be considered a great success with valuable information given concisely and in a way all could assimilate and understand. The flaws that were noted include:

- Venue inadequate to accommodate all the participants.
- Need A/C for the auditorium.
- Lack of clarity of the audiovisuals.
- The need for the provision of lunch for such long Programme.

Even after the mention of the above short comings the Programme could be considered a great mark in the activities of PCDS and the participants showed eagerness in having such programs in the future. Thus, we believe we could fulfill the motto of the Programme,

**“IGNITE - lighting the torch of  
knowledge”.**



**PUSHPAGIRI**

*We care God cures*

COLLEGE  
OF  
DENTAL  
SCIENCES



**ignite**  
lighting the torch of knowledge.

**ignite**

*lighting the torch of knowledge....*

ORGANIZED BY:

INTERNS [2015-2016]

&

DEPARTMENT OF PUBLIC HEALTH DENTISTRY

**KDC APPROVED  
6 CREDIT POINTS**

Interns ['15 - '16] in Joint Venture with  
Department of Oral Medicine and Radiology  
Organized By: Department of Public Health Dentistry


*presents*

**IGNITE [CDE] - SESSION 1**

**RADIOGRAPHIC INTERPRETATION OF PATHOLOGY  
IN ORAL AND MAXILLOFACIAL REGION**

**Tuesday, 16th June 2015**

**8:30 am to 4:00 pm**



Venue:

**Auditorium, Pushpagiri College of Dental Sciences**

*In Dentistry, Radiographic Interpretation is an art and science that has to be mastered through practice. "Eyes do not see what the mind doesn't know". So it is important for us to have a basic depth of knowledge in the field of Radiology to ensure a smooth interpretation of pathology which will help us to diagnose and to do a successful treatment planning in our practice. We are obliged to have Dr. Karthiga Kannan former Principal / Prof & HOD OMR Mar Baselious Dental College, Kothamangalam who has accepted our invitation to do a presentation on Radiographic interpretation of pathology (Periapical pathology, Cyst, Tumors in Intraoral / Extraoral Radiographs). He would also enlighten us with the importance of Sialography in Dentistry. This CDE will definitely be an update and a refresher to all.*

**Launch :** Rev. Fr. Mathew Vadakkekuttu  
Director, Pushpagiri Medicity

**Chief Guest:** Rev. Dr. Mathew Mazhavancheril  
Director Academics & Research  
Pushpagiri Group of Institutions

**Guest of Honour:** Dr Geena Benjamin  
Prof & HOD, Dept of Radiodiagnosis  
Pushpagiri Medical College Hospital

**Speaker:** Dr. Karthiga Kannan  
(Former Principal,  
Mar Basellos Dental College,  
Kothamangalam)

## PROGRAMME SCHEDULE

8:30am to 9:00am	30min	Registration
9:00am to 9:30am	30min	Inaugural Function
9:30am to 10:30am	1 hour	MODULE 1 Dr. Karthiga Kannan
10:30am to 10:45am	15min	High Tea & Network
10:45am to 12:00pm	1hr 15min	MODULE 2 Dr. Karthiga Kannan
12:00pm to 1:30pm	1 hour	Lunch Break
1:30pm to 3:00pm	1hr 30min	MODULE 3 Dr. Karthiga Kannan
3:00pm to 4:00pm	1 hour	Discussion

**MODULE 1:** Radiographic Interpretation of Periapical pathology in Intraoral radiographs

**MODULE 2:** Radiographic Interpretation of Cyst/Tumors in Extraoral Radiographs

**MODULE 3:** Sialography - Procedure, Technique, Interpretation, CT Sialography, Video on Sialography



# PUSHPAGIRI

*We care God cures*

## COLLEGE OF DENTAL SCIENCES

MEDICITY, PERUMTHURUTHY, TIRUVALLA - 689107

(AN UNDERTAKING OF PUSHPAGIRI MEDICAL SOCIETY, REG. NO. P. 73/92)

18 August 2015

### CDE Programme Report

A national Continuing Dental Education programme was conducted on Nanoparticles in Regenerative Endodontics - Endodontic biofilm and disinfection of Root Canal System at Pushpagiri College of Dental Sciences on 14 August 2015. Dr Aby Mathew T, Principal, Pushpagiri College of Dental Sciences welcomed the gathering. Rev Dr Mathew Mazhavancheril, Director Academics and Research presided the meeting. Rev Fr Mathew Vadakkekuttu Director Pushpagiri Medicity inaugurated the program and delivered the inaugural address. Dr Sujith John Chandy, Professor and HOD, Dept. of Pharmacology, Pushpagiri Institute of Medical Sciences and Research Centre was the guest of honour of the function. Dr Benley George, Vice Principal, Pushpagiri College of Dental Sciences proposed the vote of thanks. Dr Anil Kishen, Associate Professor and HOD, Dept. of Endodontics, University of Toronto, Canada was the chief speaker of the day. The lecture began at 10.30 a.m and ended by 4.00 p.m. The lecture was attended by 252 participants including faculty, post graduates and interns from various Dental Colleges in India. The lecture was followed by an inter active session with the speaker. The programme was highly appreciated by the participants. All participants were presented with certificate of attendance at the end of the programme. Dr Aby Mathew T, Principal thanked the speaker Dr Anil Kishen and presented him the certificate of appreciation for the lecture presentation.

Dr Aby Mathew T  
Principal

**Dr. Aby Mathew T. MDS**  
Principal  
Pushpagiri College of Dental Sciences



PUSHPAGIRI COLLEGE OF DENTAL SCIENCES

MEDICITY, PERUMTHURUTHY, TIRUVALLA- 689107 KERALA, INDIA

Tel.: +91-469-2645210 Fax: +91-469-2645282

E-mail:dentalcollege@pushpagiri.in Web-site:www.pushpagiri.in/dental



**PUSHPAGIRI**

*We care God cures*

COLLEGE  
OF  
DENTAL  
SCIENCES



**ignite**  
*lighting the torch of knowledge...*



**ignite**

*lighting the torch of knowledge...*

ORGANIZED BY:

INTERNS [2015-2016]

&

DEPARTMENT OF PUBLIC HEALTH DENTISTRY

**KDC APPROVED  
6 CREDIT POINTS**

Interns ['15 - '16] in Joint Venture with  
Department of Conservative Dentistry and Endodontics  
Organized by: Department of Public Health Dentistry

*presents*

**IGNITE [CDE] - SESSION 2**

**Nanoparticles for Regenerative Endodontics**

**Disinfection of Root Canal System :  
Current Status**

**Friday, 14th August 2015**

**8:30 am to 4:00 pm**



Venue:

**Pushpagiri College of Dental Sciences**

**Colgate**



**ELSEVIER**

Regenerative endodontic procedures are biologically based procedures designed to replace damaged structures, including dentin and root structures, as well as cells of the pulp-dentin complex. The objectives of regenerative endodontic procedures are to regenerate pulp-like tissue, ideally, the pulp-dentin complex; regenerate damaged coronal dentin, such as following a carious exposure. Regenerative endodontic techniques include root canal revascularization via blood clotting, postnatal stem cell therapy, pulp implantation, scaffold implantation, injectable scaffold delivery, three-dimensional cell printing and gene delivery. Various nanoparticles have gained popularity as antimicrobial agents as a result of their broad spectrum of activity and biocompatibility. Nanoparticulates exhibit higher antibacterial activity as a result of their polycationic/polyanionic nature with higher surface area and charge density, resulting in greater degree of interaction with the bacterial cell. The unleashed potential of regenerative endodontics and anti bacterial nanoparticulates may benefit millions of patients each year. It is with this vision we are proud to have Dr. Anil Kishen, Associate Professor and Head, Discipline of Endodontics, University of Toronto, Canada who is giving a presentation to enlighten us from his years of professional experience and knowledge. He is accredited with over 100 publications.

Speaker: Dr. Anil Kishen (BDS, MDS, PHD)  
 Guest of Honor : Dr. Sujith Chandy  
 HOD, Dept. of Pharmacology, PIMS  
 Director  
 Academics: Rev. Dr. Mathew Mazhavancheril  
 Director  
 Medicity : Rev. Fr. Mathew Vadakkekuttu

## PROGRAMME SCHEDULE

8:30am to 9:00am	30mins	Registration
9:00am to 9:45am	45mins	Inaugural Function
9:45am to 10:45am	1 hour	Module 1
10:45am to 11:00am	15mins	High Tea & Network
11:00am to 12:30pm	1hr30mins	Module 2
12:30pm to 1:30pm	1 hour	Lunch Break
1:30pm to 4:00pm	2hrs30mins	Module 3

Principal : Dr. Aby Mathew T

Vice Principal: Dr. Benley George  
 Dr. Biju Sebastian

Chairperson : Dr. A. Devadathan

For Registration Details

Contact Dr. Rino Roopak (Ph. No. 9446552225)

For Accommodation Assistance

Contact Dr. Shibu Thomas (Ph. No. 9496213363)



**DentCare Zirconia**  
Metal-Free Aesthetic Restorations

DENTAL SCIENCES

EXHIBITION  
CURRENT STATUS  
HEN  
P.A.R.

KATHIRN  
HOSPITAL

**SINOVIS D**



## Report on International Conference on Recent Innovations in Tissue Engineering

The inauguration of the International Conference on Recent Innovations in Tissue Engineering took place on **9<sup>th</sup> October, 2015** at 9am at Senate Hall, Pushpagiri Institute of Medical Sciences and Research Centre Sciences. Dr. Thomas George, Conference Chairman and Hod, Dept of Periodontics welcomed the dignitaries and gathering to the inaugural function. Rev.Fr Mathew Vadakkekuttu, Director Pushpagiri Medicity delivered the Presidential Address. Adv Mathew T Thomas, MLA Tiruvalla delivered the inaugural address and inaugurated the conference. Dr Nandakumar Kalarikkal, Joint Director, IIUCNN, MG University, Kottayam graced the occasion as Guest of Honour of the function.

Dr Anand Manoharan, Head, Research and Development, Pushpagiri group of Institutions, Dr. Aby Mathew T, Principal and Dr. Biju Sebastian Vice Principal Academics felicitated the gathering. Dr. Benley George, Conference Convenor and Vice Principal Administration, proposed the vote of thanks. The scientific session began at 10:15 am by the speakers of the day- Dr Prabha D Nair, Scientist, Sri Chitra Institute of Medical Sciences and Technology, Thiruvananthapuram, Dr Ipsita Roy, Head of applied Biotechnology Research Cluster, Westminster University, UK, Dr Harikrishna Varma PR, Scientist, Sri Chitra Institute of Medical Sciences and Technology, Thiruvananthapuram, Dr Prathip Phanthumvanit, Former Dean, Thammasat University, Thailand delivered the lectures for the participants. The programme concluded by 4pm. The poster presentations by 25 delegates were evaluated by Dr Prabha D Nair and Dr Ipsita Roy. All participants were presented with certificates and poster presentation winners were presented with certificates.

Around participants participated in the conference. The conference was highly appreciated by all delegates. The conference was accredited with 6 CDE points by Kerala Dental Council. The conference greatly acknowledges the partial financial funding provided by Indian

Council of Medical Research, Delhi and Kerala State Council for Science Technology and Environment, Thiruvananthapuram for the conference.

The scientific session began at 10:15 am after a tea break. The first session was conducted by Dr Prabha D Nair, Scientist G and Scientist in Charge, Tissue Engineering and Regeneration Technologies Division, Sri Chitra Tirunal Institute of Medical Sciences and Technology, Thiruvananthapuram, Kerala. The session was on basics in tissue engineering and in depth on various newer materials used for tissue engineering. The session concluded with a 10 min feedback session from the delegates. The second session was conducted by Dr Ipsita Roy, Head of applied Biotechnology Research Cluster, Westminster University, London, UK. The session included latest research works conducted in cardiac tissue engineering. The session included various studies conducted by Dr Ipsita and her colleagues in Tissue Engineering in UK. The session concluded by 12:40pm this was followed by a 10 min feedback session. The second session was followed by Poster presentations from 12:45 pm to 2pm. There were 25 poster presentations which were evaluated by Dr Prabha D Nair and Dr Ipsita Roy. The third session was conducted by Dr Harikrishna Varma PR, Scientist, Sri Chitra Tirunal Institute of Medical Sciences and Technology, Thiruvananthapuram, Kerala. The session commenced by 2pm. The session included various aspects of bone tissue engineering and its applications in medical and dental sciences. The session concluded by 3pm following a 10 min feedback session. The fourth session was conducted by Dr Prathip Phanthumvanit, Former Dean, Thammasat University Dental School, Thailand. The session commenced at 3pm and covered preventive restoration for caries in primary teeth. The focus of the presentation was on SMART restoration for young children. The session concluded by 4pm after a 10 min feedback session. All the speakers were presented with certificates and memento as a gesture of appreciation. The session was followed by a tea break and participants were distributed certificates and poster presentation winners were announced and prizes were distributed to

the first, second and third position participants in the competition. The conference concluded by 4:30pm.



**Dr Nebu George Thomas**

Conference Secretary and Associate professor,

Dept of Periodontics,

Pushpagiri College of Dental Sciences,

Medicity, Perumthuruthy,

Tiruvalla, Kerala

**SCIENTIFIC COMMITTEE:**

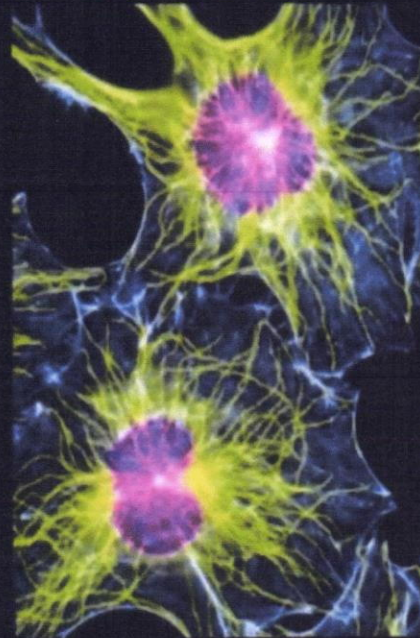
Dr. Annie Kitty George (Dept. of Periodontics, PCDS)  
Dr. Jacob George (Dept. of Periodontics, PCDS)

**REGISTRATION AND RECEPTION**

Dr. Saumya John (Dept. of Periodontics, PCDS)  
Dr. Rino Roopak Soman (Dept. of Public Health Dentistry, PCDS)

**TRANSPORTATION:**

Dr. Shibu Thomas Sebastian (Dept. of Public Health Dentistry, PCDS)



**PATRONS:**

Rev. Dr. Shaji Mathews Vathayil  
(CEO, Pushpagiri Group of Institutions)  
Rev. Dr. Mathew Mazhavancheri  
(Director, Academics & Research, Director Pushpagiri Heart Institute)  
Rev. Fr. Mathew Vatakekuttu  
(Director Pushpagiri Medcity)

**ORGANISING CHAIRMAN:**

Dr. Thomas George V  
(HOD, Dept. of Periodontics, Pushpagiri College of Dental Sciences)

**ORGANISING SECRETARY:**

Dr. Mebu George Thomas  
(Reader, Dept. of Periodontics, Pushpagiri College of Dental Sciences)

**ORGANISING JOINT SECRETARY:**

Dr. Shilpa Joy  
(Dept. of Tissue Engineering, Pushpagiri Research Center)

**CONVENOR:**

Dr. Benley George  
(Vice Principal, Administration, Pushpagiri College of Dental Sciences)  
Dr. Sabu Thomas  
(Director, IUCNM, MG University)  
Dr. Mandakumar Kalarikkal  
(Joint Director, IUCNM, MG University)

**FOR FURTHER ENQUIRY:**

**CONTACT**

Dr. Saumya John - 9645733262  
Dr. Vaseem.M.S. - 9496356737  
Dr. Sreejith.C.K. - 9809000254  
Dr. Rino Roopak - 9446552225  
Dr. Shibu Thomas - 9496213363



[www.icrit2015.pushpagiri.in](http://www.icrit2015.pushpagiri.in)

Co-ordinated By:

Co-ordinated By:


Co-ordinated By:

Co-ordinated By:

Co-ordinated By:


Co-ordinated By:

6 CDE POINTS  
REF.NO. 3636/15/DC



RECENT INNOVATIONS IN TISSUE ENGINEERING

ICRIT - 2015



**ORGANIZED BY:**



**PUSHPAGIRI**  
WE 1979 693 1979

Pushpagiri Medical Society &  
Thiruvalla, Kerala, India



I.I.U.C.N.M. M.G. University  
Kottayam, Kerala, India

9th October 2015

Time: 8:00 a.m. to 4:30 p.m.

VENUE: Auditorium, Pushpagiri Medcity



**Jointly Organised By:**



ICMR

ISCSTE

IGNITE'15 IGNITE'15 IGNITE'15 IGNITE'15 IGNITE'15 IGNITE'15  
Co-ordinated By: Co-ordinated By: Co-ordinated By: Co-ordinated By: Co-ordinated By: Co-ordinated By:

# TECHNICAL SESSION

01

**BIOMATERIALS FOR  
TISSUE ENGINEERING**  
10:15 A.M. - 11:30 A.M.



DR PRABHA D MAR

Scientist 'G' & Scientist-in-Charge

Tissue Engineering and Regeneration Technologies Division,

Sree Chitra Tirunal Institute for Medical Sciences & Technology,

Thiruvananthapuram, Kerala

02

**CARDIAC TISSUE  
ENGINEERING**  
11:30 A.M. - 1:00 P.M.



DR IPSITA ROY

Head of Applied Biotechnology Research Cluster,

University of Westminster, 115 New Cavendish Street, London.

03

**BONE TISSUE  
ENGINEERING**  
1:45 P.M. - 3:00 P.M.



DR HARIKRISHNA VARMA PR


Engineer 'F' & Scientist-in-Charge, Bioceramic Laboratory,

Sree Chitra Tirunal Institute For Medical Sciences & Technology,

Thiruvananthapuram, Kerala

04

**PREVENTIVE RESTORATION  
FOR CARIES IN PRIMARY TEETH**  
3:00 P.M. - 4:15 P.M.



DR PRATHIP PHANTUMWANIT DDS, MSc, FRCOT (DENTAL PUBLIC HEALTH)

Founder Dean, Thammasat University Dental School, Thailand,

(WHO Advisory Expert Panel on Oral Health) Former Vice Chair

of Public Health Committee of International Dental Federation (FDI)

REGISTRATION : 8 A.M. - 9 A.M.

INAUGURATION : 9 A.M. - 10 A.M.

## PUSHPAGIRI MEDICAL SOCIETY

A Society Registered under the Travancore Cochin Literary Scientific and Charitable Societies

Registration Act of 1955 comes under the purview of the Malankara Catholic Archdiocese of Thiruvalla.

The Society has eight institutions under it. Pushpagiri College of Dental Sciences was founded in the

year 2006 and was elevated to the status of post graduate institute in 2013. Pushpagiri College of

Dental Sciences offers admission to BDS Degree and MDS Degree in 5 Specialities. Pushpagiri Research

Center & Pushpagiri Center for Virology offers excellent platform for research in medical and dental field.

## THE INTERNATIONAL AND INTERUNIVERSITY CENTRE FOR NANOSCIENCE AND NANOTECHNOLOGY (IUCNM)

was established by the Mahatma Gandhi University in 2009 in order to meet the rising demands and challenges of Nanoscience and Nanotechnology. The IUCNM is one of the most active Centre of the University both in terms of research publication as well as international collaboration. Being the most vibrant Centre in the University, the IUCNM attracts many students from Indian and abroad.

## ICRIT - 2015

International Conference on Recent Innovations in Tissue Engineering is aimed at bringing together postgraduate guides, scientists, researchers, postgraduate students and research scholars to exchange and share their experiences and research results about tissue engineering and regenerative medicine. It will provide interdisciplinary and multidisciplinary forum for researchers, practitioners and educators to present and discuss the most recent innovations, trends, concerns and practical challenges encountered and the solutions adopted in the field of tissue engineering and regenerative techniques. A closedpanel discussion with all speakers offers the participants of the workshop a unique chance to explore and discuss the future of regenerative medicine with leaders of the field. ICRIT 2015 will definitely provide an for Postgraduate Students for discussing their thesis and research topics with scientists from various fields of tissue engineering.

LUNCH BREAK & POSTER PRESENTATION : 1:00 P.M. - 1:45 P.M.

VALEDICTORY FUNCTION : 4:30 P.M.



## **REPORT: IGNITE SESSION 4**

### *STERILIZATION AND DISINFECTION*

On 25<sup>th</sup> February 2016, the fourth session of IGNITE; a CDE program was conducted at the Pushpagiri Dental College by the interns (2015-2016) under the guidance of Department of Public Health Dentistry in the college auditorium. Dr. Eldo Koshy, who was the former Prof. and HOD of Prosthodontics and Implantology led the session on the topic "Sterilization And Disinfection". The program started with the inaugural function at 10:00am. The chief guest for the program was Rev. Dr. Joseph Valanparambil, Director, Pushpagiri Heart Institute and the Guest of Honour was Dr. Suresh S David.

After giving a talk on the importance of emergency medical care in clinics Dr Suresh S David launched the Emergency kit. The Audiovisual project was also launched by Rev Fr Mathew Vadakkekutt followed by the preview of the first audiovisual file.

The Module on Infection control in dental clinic started at 11:15 am after a short tea break. After the lunch break a live demo on doing an amalgam Class I restoration, the four handed way commenced at 2:15pm and it got over by 3:30pm.

The total numbers of participants were 182 comprising of staff, post graduates, interns, and ANM and housekeeping staff.

As per the feedback received the program could be considered a great success with valuable information given concisely and in a way that all could assimilate and understand .The flaws that were noted included

- The need for air conditioning of the venue.
- The need for better provision for food and refreshments.

Even after mentioning the above shortcomings the programs should be considered a great mark in the activities of PCDS.The participants showed the eagerness in having such programs in the future.

# IGNITE SESSION 5:

## BASIC LIFE SUPPORT

### report

As a part of the college curriculum, a one-day course on 'basic life support' for health providers was held at Pushpagiri College of Dental Sciences. The course was organized by the interns of Pushpagiri College of Dental Sciences, being guided by the staff co-ordinator, Dr Vinod Mathew Mulamootil, from the department of Public Health Dentistry. The course was scheduled on 1<sup>st</sup> September, 2016. It was conducted by 5 members of Indian Institute of Emergency Medical Services (IEMS).


The main objective of conducting this course was to train the health care providers here and make them eligible for providing basic life support measures in emergency situations that they might encounter. The number of participants allowed to attend the course was 33.

The course began with an explanation of what basic life support is and its application in an emergency situation like cardiac arrest by Rev. Fr. Mathew Vadakkekuttu. There were 3 sessions – morning, afternoon and evening. The morning session was on the BLS measures on adult patients and children. The afternoon session was on the BLS measures on infants. And finally an examination was conducted to evaluate the participants.

The course included practical sessions for the participants, which were explained and demonstrated step by step by the members of IEMS. A video was played, which accurately illustrated the application of BLS measures on a collapsed patient in public places as well as in a hospital. The main principle in BLS is the maintenance of airway, breathing and circulation (A-B-C) in an unconscious patient mainly by cardiac arrest or respiratory cause.

For the practical session, all the necessary materials including dummy's and ambu bags were supplied by the team. The use of AED and the method of its application were also explained. BLS by a single person as well as by 2 persons were demonstrated. During the practical session, each participant was assisted by the IEMS members to ensure that they are doing it accurately and also to clear their doubts.

Following the morning session, lunch was arranged for an hour. The course continued with the afternoon session and finally concluded with an examination – both theory and practical which was mandatory. At the end of the course, certificates with two-year validity were distributed to the participants who were eligible.





**Topic : ROTARY ENDODONTICS NEW CONCEPT IGNITE SESSION 6.**

**DATE: (25.12.2016)**

**THE PROGRAM STARTS BY 9.00 AM BY THE ARRIVAL OF THE DISTINGUISHED DIGINITARY *DR.PRABATH SING VP* .DR. MAHIMA JAMES WELCOMED THE GATHERING . THE FUNCTION WAS INAUGRATED BY LIGHTING THE LAMP BY FR.ABY VADAKUMTHALA ,DR.THOMAS GEORGE AND DR .VINOD MATHEW . DR VINOD TOOK OVER TO PRESENT THE VOTE OF THANKS AND THE OFFICIAL PROGRAM ENDED WITH NATIONAL ANTHEM. THE SESSIONS BY *DR.PRABATH SING VP* GAVE AN IDEA ABOUTNEW CONCEPTS IN ROOT CANAL TREATMENTS. THE TEA BREAK WAS AT 11AM. THE SESSION CONTINUE WITH THE CLINICAL CASES.THE SESSION WAS FOLLOWED BY LUNCH AT 1.00PM. AFTER THAT , WE HAD A HANSON DEMONSTRATION IN ACRYLIC BLOCKS AND NATURAL TEETH.THE PROGRAM WINDED UP BY 4.00PM.**

## IGNITE SESSION 7

The Seventh session of Ignite was held on 17th May 2017 on the topic multilayering in esthetic composite filling. Session was organized by 2012 BATCH interns under the guidance of Dr. Vinod Mathew, Department of Public Health Dentistry.

The session was begun with Inauguration ceremony around 9'30 am.

The session had a registration committee; process of registration started from 8.30 am. Chief Guest of the day is Rev. Dr. Mathew Mazhavancheril, Director, academics and research, Pushpagiri medical society.

The dignitaries on the dais were Dr. Aby Mathew, Principal, Pushpagiri College of Dental sciences, Dr. Benley George, Vice Principal, Administration, Speaker of the day.

Dr. Swathi Chandran and Dr. Shibu Thomas, senior lecturer, Dept. of public health dentistry.

Inaugural ceremony begun with prayer song. Welcome speech was by Dr. Benley George. Our Chief guest Rev. Dr. Mathew Mazhavancheril delivered the inaugural address. With his speech he enlightens us on the importance of dental research and its various opportunities it provides. He specified on getting expertise on particular field that can pave way for better

chances in the future. Achan mentioned on the significance of studies. Studies help us in getting deeper knowledge on topic and thereby making us expert on the same. In today's scenario, where research works are lacking .Achan motivated us to take initiative for research activities. Ceremony was inaugurated by lighting the lamp by our Chief Guest and all other dignitaries of the dice. Facilitation was by our Principal Dr Aby Mathew. T. Aby sir congratulated 2012 batch interns for organizing 6<sup>th</sup> session of Ignite wished all the best for the same. A memento as a token of gratitude was presented to our chief guest by our Principal Dr.Aby Mathew. T. Also a certificate of appreciation was presented to the eminent speaker Dr. Swathi Chandran by Rev. Dr. Mathew Mazhuvancheril. Vote of thanks was by Dr. Shibu Thomas Sebastian, senior lecture of dept. of public health dentistry. The ceremony concluded with national anthem. Dr. Josey, professor dept. of conservative dentistry was invited to welcome the speaker Dr. Swathi Chandran is a professional service person looking after the south region for 3MESPA India. She is an accredited speaker of IDA. The lecture session begun after a 15 minutes tea break.

The lecture was on multilayering in esthetic composite fillings. She talks about the styleitaliano and its principles, new concepts in esthetic dentistry, shade guide and selection, nanotechnology and esthetic dentistry and about the polishing and retention principles. After the lecture was the lunch break .

At around 2 o'clock handson for the interns was held. Interns were made to sit around table while the speaker demonstrated multilayering composite filling. 3ESPE provided us all the adequate materials that were required for the procedure. They also brought stone models for the interns to learn the multilayering technique. Various dept. of our college cooperated with us by providing hand pieces and light cure units for demonstration. Each step of multilayering technique was demonstrated in detail by the speaker. She was patient enough to clarify all our doubts and encouraged all of us. To try the same technique in the stone modals provided by them. It was a good experience. The session was indeed very informative.

After the hands on session reshma menon delivered the vote of thanks. A feedback form was given to all who attended the cde programme to evaluate the programme and to know the

drawbacks. The result of the feedback form is represented as a pie diagram below.

CDE CONDUCTED ON 17-05-17

ON TOPIC MULTILAYERING IN COMPOSITE FILLINGS

IGNITE

No. of participants – 90

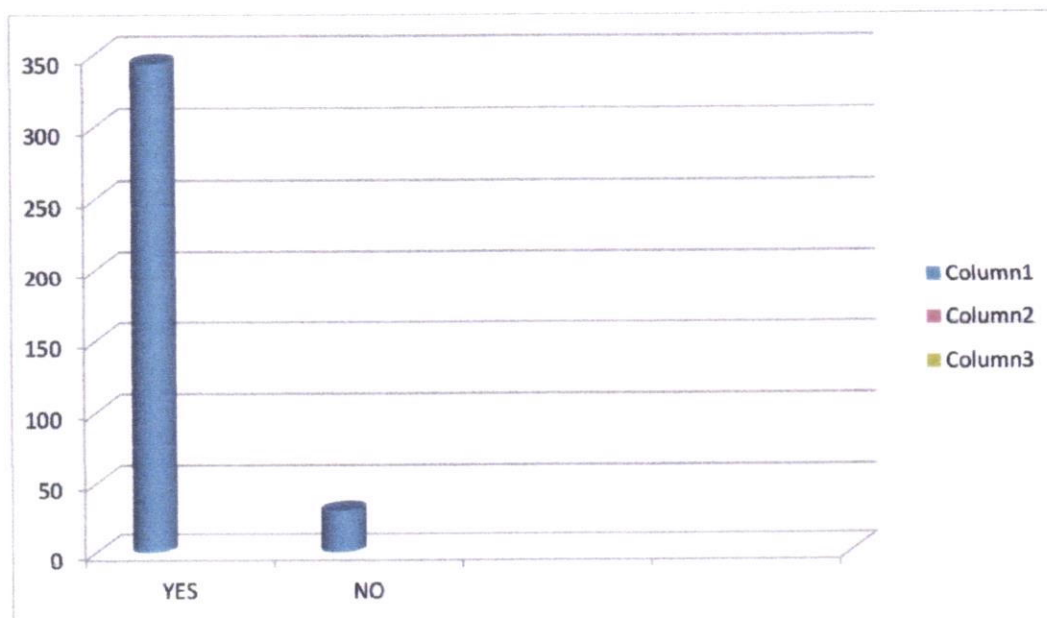
Interns- 53

PG'S-16

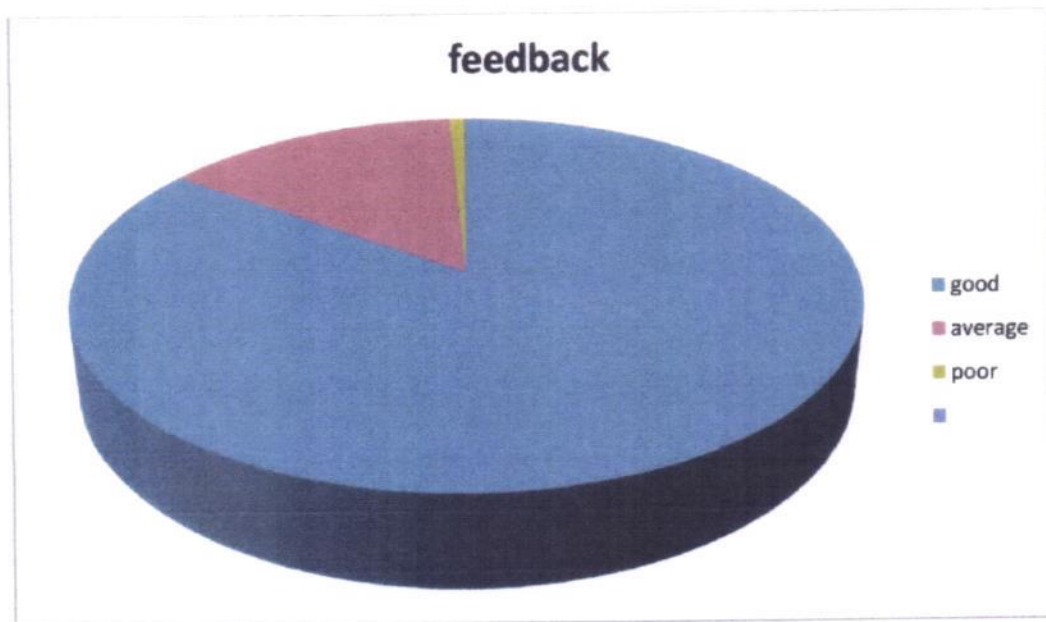
Staff-23

FEEDBACK FROM THE SESSION

Feedback for YES or NO questions.



## Feedback for GOOD or AVERAGE or POOR questions





**3M**  
Health  
Care  
Academy

# Expertise™

Interactive Learning

## Certificate of Participation

This certificate has been awarded to

in appreciation of his/her participation in the program

### Multi Layering - Layers of Beutification

held on 17th May 2017

at Pushpagiri Institute of Dental  
Sciences & Research Centre  
Trivandrum

Mohan Nair  
Division Head,  
3M Oral Care, India

Dr. Aby Mathew T

Principal  
Pushpagiri College of Dental Sciences

Dr. Mathew Mazhavancheril

Academic Director  
Pushpagiri Group of Institutions

Dr. Swathi Chandran

Speaker



Department of  
Dentistry



Rev. Fr. Aby Vadakkumthala  
Director Pushpagiri Medcity

"Expertise" is the global scientific education brand of 3M ESPE Dental Division  
St. Paul, MN USA and Seefeld, Germany

**3M** Science.  
Applied to Life.



# PUSHPAGIRI

We care God cures

## COLLEGE OF DENTAL SCIENCES

MEDICITY, PERUMTHURUTHY, TIRUVALLA - 689107  
(AN UNDERTAKING OF PUSHPAGIRI MEDICAL SOCIETY, REG. NO. P. 73/92)  
(NAAC Accredited Dental College)

### ശിൽപ്പശാല നടത്തപ്പെട്ടു

തിരുവല്ല - പുഷ്പഗിരി കോളജ് ഓഫ് ഡെന്റൽ സയൻസസ്സിന്റെ ആഭിമുഖ്യത്തിൽ കോൺബീം സി.റി സ്കാനിങ്ങ് എന്ന വിഷയത്തിൽ ഗവർണ്മെന്റ് ഡെന്റൽ കോളജ് കോട്ടയം ഓരൽ മെഡിസിൻ വിഭാഗം മേധാവി ഡോ.എൽ.എസ്സ്. ശ്രീലയുടെ നതൃതത്തിൽ ശിൽപ്പശാല നടത്തപ്പെട്ടു. ശിൽപ്പശാല പുഷ്പഗിരി ഗ്രൂപ്പ് ഓഫ് ഇൻസ്റ്റിറ്റ്യൂഷൻസ് സി.ഇ.ഓ. റവ.ഡോ.ഷാജി മാത്യുസ് വാഴയിൽ ഉദ്ഘാടനം ചെയ്തു. അക്കാഡമിക്സ് ആന്റ് റിസേർച്ച് ഡയറക്ടർ റവ.ഡോ. മാത്യു മഴവഞ്ചേരിൽ മുഖ്യ പ്രഭാഷണം നടത്തി. പ്രിൻസിപ്പാൾ ഡോ.കെ. ജോർജ്ജ് വർഗ്ഗീസ്, മെഡിസിൻ ഡയറക്ടർ റവ.ഫാ.എബി വടക്കുംതല, ഡോ.ബിജു സെബാസ്റ്റ്യൻ, ഡോ.ഓമൽ പി.എം, ഡോ. അനൂനാ ലൈലാ മാത്യു, ഡോ.വിനോദ് മാത്യു മുളമുട്ടിൽ, എന്നിവർ നേതൃത്വം നൽകിയ ശിൽപ്പശാലയിൽ ഇരു നൂറോളം ഡോക്ടർമാർ പങ്കെടുത്തു. ഇത് കേരള ഡെന്റൽ കൗൺസിലിന്റെ അംഗീകാരത്തോടെ നടത്തുന്ന ഒമ്പതാമത് ശിൽപ്പശാലയാണ്.

ഡോ. കെ. ജോർജ്ജ് വർഗ്ഗീസ്  
പ്രിൻസിപ്പാൾ  
പുഷ്പഗിരി കോളജ് ഓഫ് ഡെന്റൽ സയൻസസ്സ്  
തിരുവല്ല



ഫോട്ടോ അടിക്കുറിപ്പ്.

റവ.ഡോ. ഷാജി മാത്യുസ് വാഴയിൽ ശിൽപ്പശാല ഉദ്ഘാടനം ചെയ്യുന്നു. ഇടത്തു നിന്ന് ഡോ.എൽ.എസ്സ് ശ്രീല, ഡോ.ജോർജ്ജ് വർഗ്ഗീസ്, റവ.ഡോ.മാത്യു മഴവഞ്ചേരിൽ, റവ.ഫാ.എബി. വടക്കുംതല, ഡോ.ബിജു സെബാസ്റ്റ്യൻ.





## **SUMMARY AND REPORT OF THE WORKSHOP**

### **Ignite session 9 ROW State level workshop**

A state level workshop on the Effective use of medical literature was conducted at Pushpagiri College of Dental Sciences on 7/8/2017 & 8/8/2017.

Around 100 PG students and faculty members participated in the workshop. The inauguration session was started by 8.30 am. Dr. Thomas George V., the organizing chairman of the workshop, delivered the welcome speech. It was followed by the presidential address by the Principal of Pushpagiri College of Dental Sciences, Dr. Aby Mathew T. Honourable guest of the day, Rev. Dr. Mathew Mazhuvancherril enlightened the audience with his wonderful message. He stressed on improving the quality of publications from institutions, without plagiarism and data manipulation. He also gave warning regarding publications in predatory journals. His message was followed by the inauguration ceremony. Felicitations were delivered by Dr. K, N Thomas, KDC observer who proposed to start advanced clinical research training centres for conducting short certificate courses in areas like Laser Dentistry, Implantology etc in association with foreign universities., and Dr. Anand Manoharan, Head of Research and development, Pushpagiri group of institutions.

Momentoes were presented to the honourable guests followed by the vote of thanks by Dr. Jacob George. The inaugural session was concluded by around 9.50 am with the national anthem.

The scientific sessions started by 10.00am after the tea break.

Session 1: Dr. Anand Manoharan- 10.00 am -10.45 am

Session 2: Dr. Rajeev A.-10-50 am -12.15 am


Session 3: Dr. Sherin Susan Paul- 12.30 pm -1.10 pm

Session 4: Dr. Sherin Susan Paul- 2.00pm- 2.45 pm

Session 5: Dr. Philip Mathew- 2.50 pm-3.30 pm

The workshop was concluded by around 3.30 pm. The organizing secretary, Dr. Nebu George Thomas, Dr. Vinod Mathew Mulamoottil, Dr. Annie Kitty George, Dr. Jacob George, Dr. Saumya John and the post graduate students and the interns of the Dept. Of Periodontics worked for the success of the meeting.

The workshop gave the participants a deep insight in to the steps in the preparation of quality publications and acquainted them regarding the recent advances in effectively conducting a literature search for the same. The pitfalls of plagiarism and the correct method of referencing were discussed in detail. The art of managing the references using the modern software was highly informative and useful for the budding researchers.








ROW '17  
ORIENTATION  
PROGRAMME  
COLLEGE OF ENGINEERING  
DATE: 17/09/2017

White shirt and dark trousers

Checkered shirt and dark trousers

Black shirt and dark trousers

Pink shirt and dark trousers



## IGNITE SESSION 10

IGNITE session 10 conducted on the 13th of January 2018 at the auditorium of Pushpagiri College of Dental Sciences on the topic: Aesthetic filling materials by Dr Santhosh Raveendran .The program started off by 9:15 am, the session was started by an introductory speech by Dr Vinod Mathew Followed by the introductory speech the microphone was handed over to Dr .Santhosh to start with his session .In his session he explained the aesthetic fillings in details including layering with composites .After lunch handson session started with projected demo.

GC company representatives Mr. Binny and Mr.persoon assisted the session with materials and other inventories.

## **IGNITE Session 11**

IGNITE session 11 conducted on 10 th February 2018 at Pushpagiri college of dental sciences auditorium. The program sponsored by DENTSPLY . The program started by 9 Am inaugurated by Rev, Dr Mathew Mazhavancheril Academic Director Pushpagiri.

Dr Narasimhan bharatwraj started the session with power point presentations . 85 doctors registered for the session and 10 registration for handson.

After lunch exclusive handson conducted with acrylic models and materials.

Program concluded by 4.30 pm



**DR. NARASIMHAN  
BHARADWAJ**



DENTSPLY SIRONA IN ASSOCIATION WITH IGNITE AND PCDS, PRESENTS

# ADVANCED ROTARY ENDODONTICS

DR. NARASIMHAN BHARADWAJ | 10 FEBRUARY, 2018 | PERUMTHURUTHY

Prof. Dr. Narasimhan Bharadwaj is the Founder - Director of Access Dental Institute - Root Canal Center (Estd. 2001), which houses State of the Art Infrastructure and delivers Quality Dental Care in par with Global standards. Besides, the Institute offers comprehensive Hands-on Training Program in Endodontics to aspiring clinicians. Further, he is the Managing Trustee of Community Dental Clinic - Charitable Trust that is run primarily for the underprivileged with simultaneous clinical training to dentists. Presently designated as Professor Dept. of Conservative Dentistry at Sathyabama Univ. Dental College, Chennai, he graduated his BDS from the prestigious Govt. Dental College, Chennai and completed his Masters in Conservative Dentistry & Endodontics from Meenakshi Ammal Dental College, Chennai. He was a Gold Medalist and was conferred the Best Outgoing Post-graduate student award (2004), by the Federation of Operative Dentistry of India (FODI) & Indian Endodontic Society (IES). He has handled several complex and challenging Root Canal cases in his Root Canal Center successfully. Academically, he is an eminent speaker with over 150 Invited Guest Lecture Deliberations and presented about 13 original Scientific Papers in various State and National Conferences. He has won 6 Original Best Paper Awards at the National Level at various forums and has authored about 14 Indexed Publications to his credit.

## ADVANCED ROTARY ENDODONTICS

Rotary Instrumentation has revolutionized the art & science of Endodontic Practice in the last decade with predictable success. The evolution in Nickel Titanium (NiTi) metallurgy in the form of M-Wire has enhanced the efficiency of Canal Preparation to the NEXT Level. This lecture coupled with hands-on highlights the following topics with a mission to achieve successful Endo Therapy:-

### Topics Enlightened

- Pre-operative assessment in Endo Diagnosis.
- Access for Success, Orifice Location & Enhancement
- Precision in using Apex Locators.
- The NEXT Level in Rotary Glide Path, Canal
- Shaping & Obturation.
- Trouble Shooting in Endodontic Practice

### SCHEDULE

**Date:** 10 February, 2018  
**Venue:** Auditorium, Pushpagiri College of Dental Sciences, Perumthuruthy

### REGISTRATION FEES

**Lecture:** Rs 500 for Interns, Doctors and Post Graduates  
**Hands-on:** Rs 4000 for Interns, Doctors and Post Graduates (Inclusive of Registration Fees) (Refreshments and Lunch are provided)

### SESSION DETAILS

8:45 am To 9:30 am - Official Function  
9:30 am To 11:00 am - Lecture  
11:00 am To 11:15 am - Tea Break  
11:15 am To 1:00 pm - Lecture  
1:00 pm To 2:00 pm - Lunch  
2:00 pm To 2:30 pm - Demonstration  
2:30 pm To 5:00 pm - Hands On

### CONTACT DETAILS

Emil George (Intern): Phone No 8547308393, Shiju (Dentsply): Phone No 9446545951

### CORPORATE OFFICE

**Dentsply Sirona India**

15th Floor, Building No. 9A, DLF Cyber City, Phase - 3  
Gurugram - 122002, Haryana, India, Tel: 0124-6630000, www.dentsplysirona.com



## Ignite 12th session


The 12th Ignite session was conducted on the 27th of July at auditorium of Pushpagiri college of dental sciences on the topic Digital Dental Impression sponsored by Dentcare Dental lab, Muvattupuzha. The program started off by 9:15 am by the arrival of special dignitaries, Mr. John Kuriakose (Founder and Managing Director of Dentcare Dental lab) and Dr. Anish Varkey John (MDS, Prosthodontics) from Dentcare. Dr. Annie Susan (MDS) from the department of Prosthodontics was assigned to welcome the gathering to the dias. Eminent personalities included Mr. John Kuriakose, (Founder and Managing Director of Dentcare Dental lab) Dr. Anish Varkey John, (MDS, Prosthodontics) Rev. Fr. Aby Vadakumthala (Director of Medicity Campus) Dr. Benley George (Vice Principal of Administration) Dr. Thomas George (HOD and Professor of the Dept. of Periodontics). After the welcome speech by Dr. Annie Susan, the inaugural addressing and lighting of the lamp was by Rev. Fr. Aby Vadakumthala, followed by which the memento was given by Rev. Fr. Aby Vadakumthala to the Guest of Honor Mr. John Kuriakose. And a memento was also presented to Fr. Aby Vadakumthala as a token of gratitude by Dr. Thomas George. After the official lighting of the lamp ceremony, Dr. Benley George took over to present the vote of thanks to the gathering and finally the official program ended with the National Anthem. We then had a session where Guest of Honor Mr. John Kuriakos delivered his speech. He inspired the audience by sharing his life experiences. After the 1st session by Mr. John Sir the gathering was left for a short break after which the session continued with the 2nd session by Dr. Anish Sir. He took us elaborately to the journey he had with digital impression of one of his patients. The class was interesting and the knowledge gained was immense. This session was wound up with an open discussion, followed by lunch.

group members

Greeshma, Shiny, Sulu, Nimmy, Betty, Devi, Melwin, Neema, Namratha, Jisha, Angelin.



SHOT ON REDMI NOTES PRO  
MI DUAL CAMERA




SHOT ON REDMI NOTES PRO  
MI DUAL CAMERA



### Ignite session 13

#### TOPIC:CLASS 11 COMPOSITES

THE PROGRAMM STARTED OFF BY 9.00 AM BY THE ARRIVAL OF SPECIAL DIGINITARY DR.YOHANN CHACKO.DR BABY JAMES FROM THE DEPARTMENT OF CONSERVATIVE DENTISTRY AND ENDODONTICS WAS ASSIGN TO WELCOME THE GATHERING TO THE DIAS.AFTER THE WELCOME SPEECH BY DR.BABY JAMES,LIGHTINING OF THE LAMP WAS DONE BY DR.YOHANN CHACKO,DR.BABY JAMES,DR.THOMAS GEORGE AND DR .VINOD MATHEW.DR.THOMAS GEORGE TOOK OVER TO PRESENT THE VOTE OF THANKS TO THE GATHERING AND FINALLY THE OFFICIAL PROGRAMM ENDED WITH NATIONAL ANTHEM.AT 10 WE HAD TEA BREAK.WE THEN HAD 1<sup>ST</sup> SESSION BY DR YOHANN ,HE ENLIGHTENED OUR KNOWLEDGE ON CLASS 11 COMPOSITES. IT WAS A REVISION ON THE BASIC CONCEPTS AND THROUGH UP A NEW LIGHT TOWARDS ENTIRELY NEW AND DIFFERENT OVERLOOK ON CLASS 2 CAVITY PREPRATION AND RESTORATION USING COMPOSITES.HE ALSO INCLUDED CLINICAL CASES IN WHICH HE HAD BEEN SUCCESSFUL.THIS SESSION WAS WINDED UP WITH AN OPEN DISCUSSION,FOLLOWED BY LUNCH AT 1.00PM. AFTER THAT AT 2PM WE HAD A LIVE DEMO ON CLASS 11 CAVITY PREPRATION AND RESTORATION.THE PROGRAMM WINDED UP BY 4.00PM.



**Ignite session 14**

**TOPIC: CONE BEAM COMPUTED TOMOGRAPHY**

**(29.11.2018)**

THE PROGRAM DID START OFF BY 9.00 AM BY THE ARRIVAL OF THE DISTINGUISHED DIGINITARIES DR.BEENA VARMA AND DR.ARVIND M.S .DR. MAHIMA JAMES FROM THE DEPARTMENT OF ORAL MEDICINE AND RADIOLOGY WELCOMED THE GATHERING . THE FUNCTION WAS INAUGURATED BY LIGHTING THE LAMP BY FR.ABY VADAKUMTHALA, DR.BEENA VARMA , DR.ARVIND M.S ,DR.OMAL PM , DR.BABY JAMES,DR.THOMAS GEORGE AND DR .VINOD MATHEW . DR.OMAL PM TOOK OVER TO PRESENT THE VOTE OF THANKS AND THE OFFICIAL PROGRAM ENDED WITH NATIONAL ANTHEM. THE 1<sup>ST</sup> SESSION STARTED BY DR BEENA GAVE AN IDEA ABOUT THE BASICS OF CBCT . IT WAS ENTIRELY A NEW CONCEPT. THE TEA BREAK WAS AT 11AM. THE 2<sup>ND</sup> SESSION BY DR.ARVIND INCLUDED THE CLINICAL CASES WHICH THEY HAVE DONE WITH THE HELP OF CBCT .THE SESSION WAS FOLLOWED BY LUNCH AT 1.00PM. AFTER THAT , WE HAD A SOFTWARE DEMO ON USING THE CBCT.THE PROGRAM WINDED UP BY 4.00PM.

**CORDINATION TEAM MEMBERS :**

**Lhea Joy,Abhijith R S Limna,Sheba,Shilpa,Elizabeth,Kuleena,Minju,Anna S,Helen.**



## IGNITE REPORT

15<sup>th</sup> ignite session was conducted on 10<sup>th</sup> of December at Auditorium of Pushpagiri College of Dental Sciences on the topic “**Crown and Bridge**” sponsored by 3M Health Care Academy. The 15<sup>th</sup> session was made special by clubbing the Christmas celebration of interns and staff. The program started off by 9.30 am with the arrival of speaker Dr. Manikya Arabolu (3M- Scientific Affairs and Education Coordinator for South India). Dr. K.George Varghese welcomed the gathering and gave the Christmas message. The session was inaugurated by lighting the lamp by Dr. K George Varghese, Dr. Manikya Arabolu, Dr. Biju Sebastian, Dr. Vinod Mulamootil . Inaugural ceremony was followed by cake cutting. Dr. Manikya spoke gave the felicitation speech. Vote of thanks was proposed by Dr. Annie Susan. The official program ended with national anthem. The session followed the official function. In first session Dr. Manikya introduced about the type of crowns currently used in prosthodontics and its indications. Shortly after a break, the session restarted. In this session the tooth preparation methods and steps were discussed in detail. This session was followed by lunch break. After which, the certificate of appreciation was presented to Dr.Manikya Arabolu by Dr.Vinod Mulamootil. The afternoon session consisted of demonstration of tooth preparation, impression making and temporization. The session was interesting. The knowledge gained was immense and very useful. The session was winded up with an open discussion.



Ignite group 4 members

- Margret Thomas
- Anna paulose
- Nezy susan Varghese
- Ann tresa babu
- Ambily Abraham
- Rose Abraham
- Caroline roy
- Rubina
- Akshaya ann
- Jesna Johnson



# Health Care Academy



We Care

God Cures

DENTAL  
SCIENCES

IGNITE 2018 - 15<sup>th</sup> SES

## CROWN \$ BRIDGE

ORGANISED BY – INTERNS 2018

PARABOLU

ES – 400/- [ PGs & Faculty ]  
-200/- [ Interns ]

STRATION

ANNA PAULOSE 9496468925

MARGRET: 8304906014

ILS – YES BANK

Changanacherry Branch

Venue – PUSHPAGIRI COLLEGE OF  
DENTAL SCIENCES THIRUVALLA

Date – 10. 12 .2018

## IGNITE SESSION 16

IGNITE session 16 conducted on the 25th of April 2019  
Pushpagiri College of Dental Sciences on the topic:  
Aesthetic filling materials by Dr Rupesh S Dr Ganesh  
and D geevanandan on topic Rotary endodontics in  
pediatric dentistry

.The program started off by 9:15 am, the session was  
started by an introductory speech by Dr Vinod Mathew  
Followed by the introductory speech the microphone  
was handed over to Dr Rupesh to start with his session  
.In his session he explained the the relavence in details  
including with latest technology.After lunch handson  
session started with demo.

## **IGNITE SESSION 17**

The 17th Ignite session was conducted on the 30th of August 2019 at auditorium of Pushpagiri college of dental sciences on the topic Aesthetic –Metal Free sponsored by Dentcare Dental lab, muvattupuzha. The program started off by 9:15 am by the arrival of special dignitaries Dr Clint C Baiju Dr IDA Joseph and Dr Linna Benny from Dentcare . Dr. Annie susan (MDS) from the department of Prosthodontics was assign to welcome the gathering to the dias.. After the welcome speech by Dr. Annie susan, the inaugural addressing and lighting of the lamp was by Rev. Fr. Aby Vadakumthala, followed by which the momento was given by Rev. Fr. Aby vadakumthala to the Guest doctors. Dr. Benley george took over to present the vote of thanks to the gathering and finally the official program ended with the National Anthem. KDC awarded

KDC Points D 6198/19DC.

## **IGNITE Session 18**

IGNITE session 11 conducted on 11 th October 2019 online due to covid restrictions. The program sponsored by DENTSPLY . The program started by 9 Am inaugurated by Rev, Dr Mathew Mazhavancheril Academic Director Pushpagiri.

Dr Narasimhan bharatwraj started the session with power point presentations . 85 doctors registered for the session  
Program concluded by 12.30 pm

**REPORT ON THE 1st CDE PROGRAMME (2020-2021)**  
**CONDUCTED BY IIEMS**

**TOPIC: BASIC LIFE SUPPORT**

Chief co-ordinator: Dr. Sneha Mol Joy

Program co-ordinator and MC: Dr. Jeethu Elizabeth Kurian

KDC Observer- Dr. Eapen Thomas

Date :26 th MARCH 2021

Time : 9 am to 4 pm

The first CDE programme (2020-2021) was conducted on 26th march 2021 at the college auditorium on the topic BASIC LIFE SUPPORT by IIEMS . The programme had 6 KDC credit points.

The session was conducted by 2015 batch interns. The chief co-ordinator was Dr. Sneha Mol Joy , the programme co-ordinator and MC was Dr. Jeethu Elizabeth Kurian , Registration co-ordinator was Dr. Sophia Antony, Financial co-ordinator was Dr. Vinayalakshmi I N Nair and Surya Surendran, food committee was headed by Dr. Dennis Alexander Joshi and Dr. Swathi Sathyan. Snaps of the programme was taken by Dr. Dennis Alexander Joshi and the programme was technically co-ordinated by Jibin. The whole programme was conducted under the guidance of Dr. Vinod Mathew and Dr. Eapen Thomas.

The session was conducted offline following all the COVID-19 protocols. The programme kick started at 9 am with a silent prayer.

After silent prayer, Principal Dr. George Varghese welcomed speakers of the day- Dr Jebu Thomas (Emergency dept. Pushpagiri hospital),



Dr Arjun(Emergency dept. Pushpagiri hospital),Dr Hemath

(Emergency dept. Pushpagiri hospital),Jincy Thomas(IIEMS Kottayam),Surya Elizabeth(IIEMS Kottayam)and Soumya(IIEMS Kottayam) to the session.

The lecture commenced at 9 am , it was quite enlightening and informative session by IIEMS staff and doctors from Emergency Department,Pushpagiri Medical college Hospital, Thiruvalla . The session starts with an introduction on Basic life support. Various topics discussed were 1-Rescuer adult BLS, 2-Rescuer adult BLS, BLS in children, infants and relief from choking.

Videos on Basic life support by American Heart Association was displayed on the screen.After each video, Speakers explained the contents well. After that a demo section was organized where participants were divided into two groups.After the demo, participants were asked to practice the same on dummies.





A short tea break and refreshments was arranged for all participants at 11 am. Session continued after tea break.

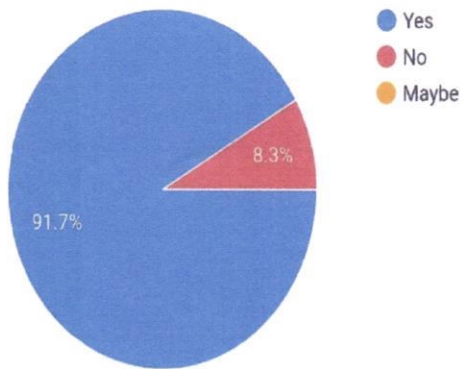
Lunch was arranged for all at 1 pm. After lunch, exam was conducted for the participants. Question papers containing 25 MCQ questions were distributed to all the participants. After that a practical exam session was conducted where 2 participants each performed under an instructor ( 6 instructors and 12 participants in each batch of exams ). After the session, an e- certificate was available from the official site of IIEMS.

This CDE programme on BLS was an insightful one that helped us understand the topic in a better way.

## Feedback form

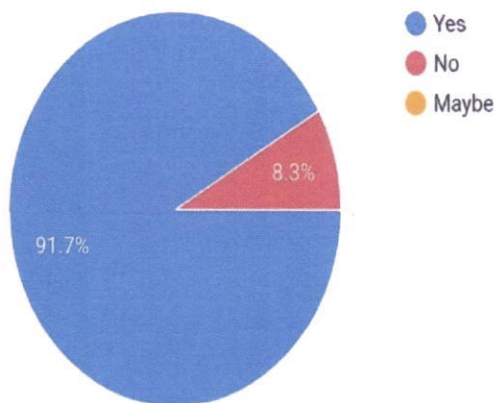
Was the seating comfortable?

48 responses



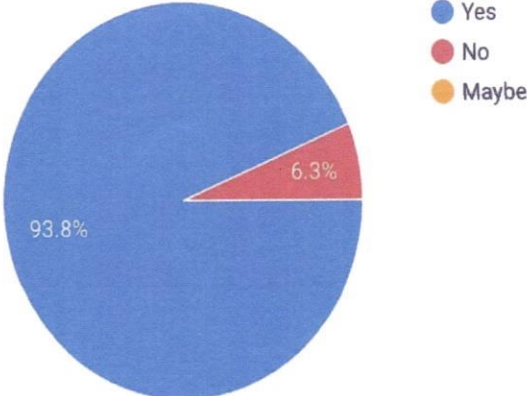
Did the lecture cover what you were expecting?

48 responses



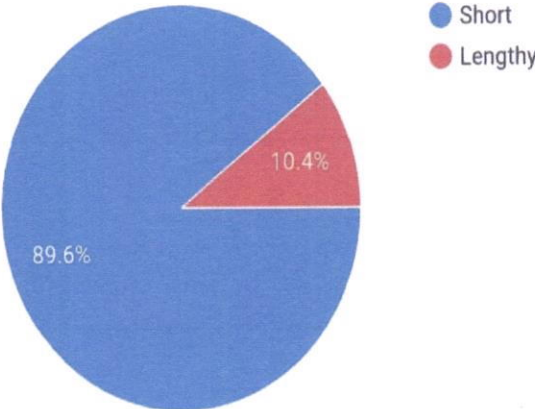
Did the lecture on Basic Life Support explain points clearly?

48 responses



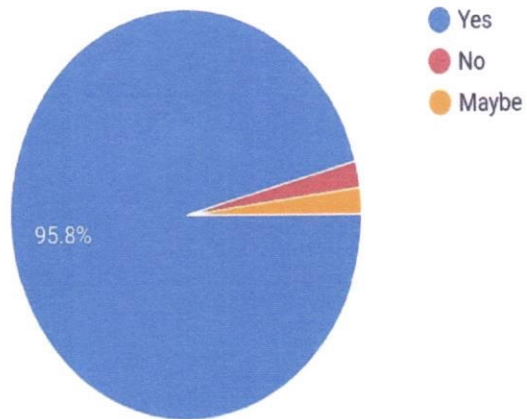
How was the inaugural function?

48 responses



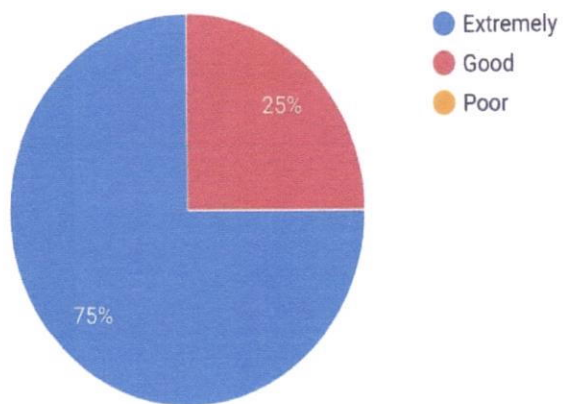
Were you able to see and hear the presentation clearly?

48 responses



How was the quality of food?

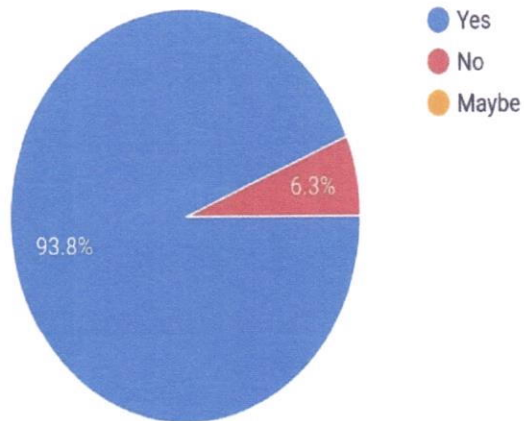
48 responses



## Was the demonstration satisfactory?

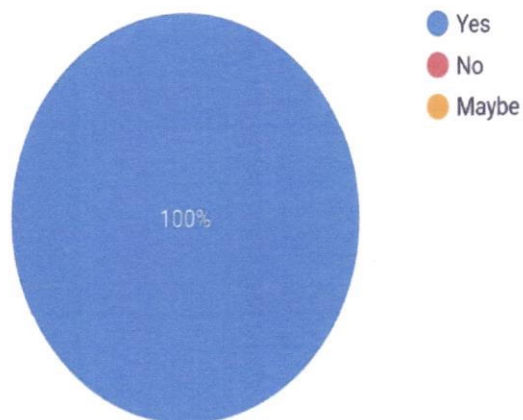


48 responses



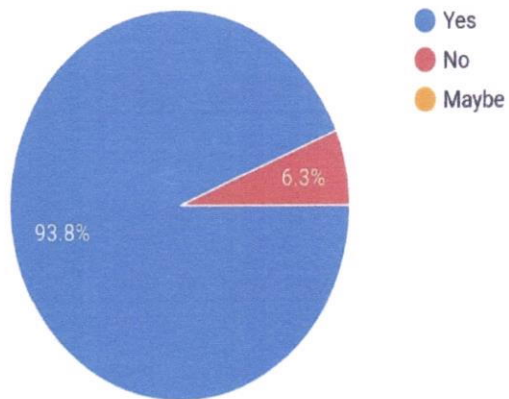
## Are you satisfied with the venue and it's ambience?

48 responses



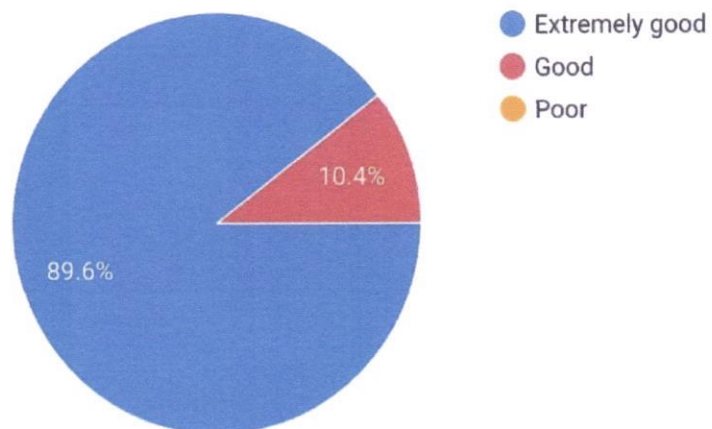
Do you want advanced courses and structured training on this topic?

48 responses



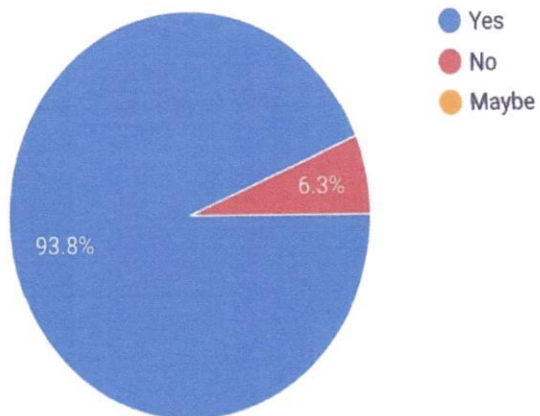
How relevant was the content discussed by the speaker?

48 responses



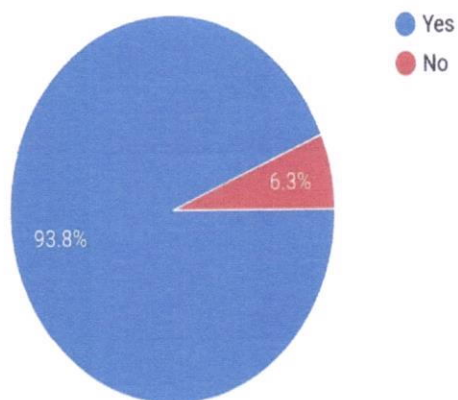
Did you feel that your knowledge and skills have improved by attending this session?

48 responses



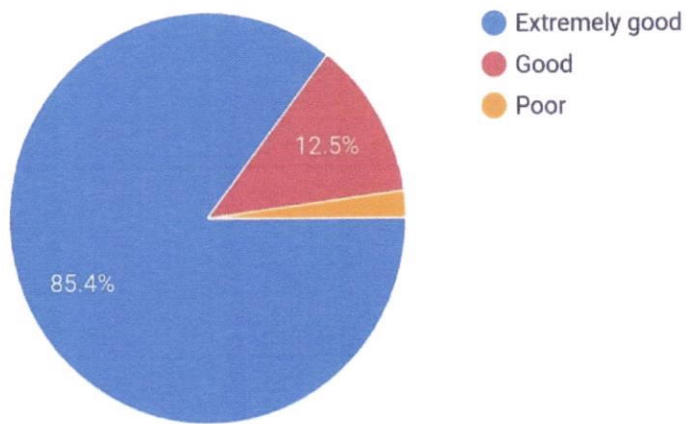
Was the hands on well explained?

48 responses



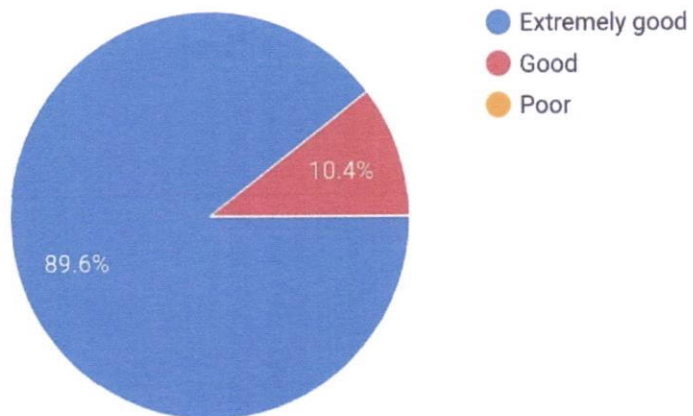
## Overall effectiveness of the lecture?

48 responses



## What's your opinion about the speaker?

48 responses



## IGNITE 20<sup>th</sup> SESSION PROGRAMME REPORT

The Ignite 20<sup>th</sup> session (CDE Programme) was conducted on 28<sup>th</sup> September 2021 at Pushpagiri dental college auditorium from 8.30 am to 4.30 pm in coordination with a leading international company Ivoclar Vivadent. The topic of the CDE programme was 'Efficient Esthetics with Composite Restoration'. All the registered participants were eligible for 6 KDC credit points (Ref No.D.9182/21/DC). The session was observed by KDC Observer Dr. Jacob John. The session was taken by Dr. Meera Gopalakrishnan MDS, who is a well-known dental practitioner in the field of Conservative dentistry and Endodontics. The CDE programme was coordinated under the guidance of Dr. Vinod Mathew (staff in charge- interns). The inaugural session was started with the prayer song by Dr. Sruthi Treasa George. The welcome speech and inauguration were done by Principal Dr. K. George Varghese MDS (professor and HOD, Oral and Maxillofacial surgery) followed by 'Lighting the Lamp' ceremony.





The speaker was introduced by Dr. Manuja Nair MDS (Reader) from the department of Conservative dentistry and Endodontics. There was a total of 90 participants which included 38 interns, 16 post graduates and 36 faculty members.



The first session started from 09:30 am and dealt with clinical techniques of composite restoration. There was a tea break at 11:00 am. The second session


being a continuation of the first session included application of composite in clinical practice. It was followed by lunch break at 01:00 pm. Later we proceeded with a hands-on session in the afternoon starting at 2 pm. The participants had a practical session on the typodont models.

As a token of gratitude, the speaker was awarded with a memento and certificate of appreciation. The session was concluded with vote of thanks by Dr. Soniya S. at 04:30 pm.

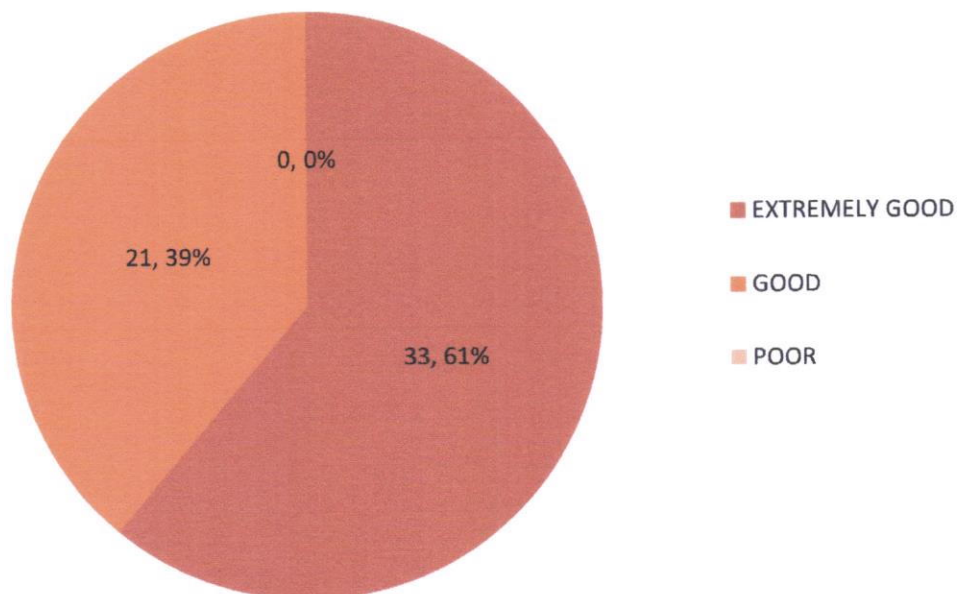


A feedback of the event was collected from the participants via google forms. From this feedback it was noted that all the participants were satisfied with the lecture on the topic 'Efficient Esthetics with Direct Composite Restorations'. 61% of the participants were extremely satisfied with the contents discussed in the session.

### DID THE LECTURE ON EFFICIENT ESTHETICS WITH DIRECT COMPOSITE RESTORATIONS EXPLAINS POINTS CLEARLY?

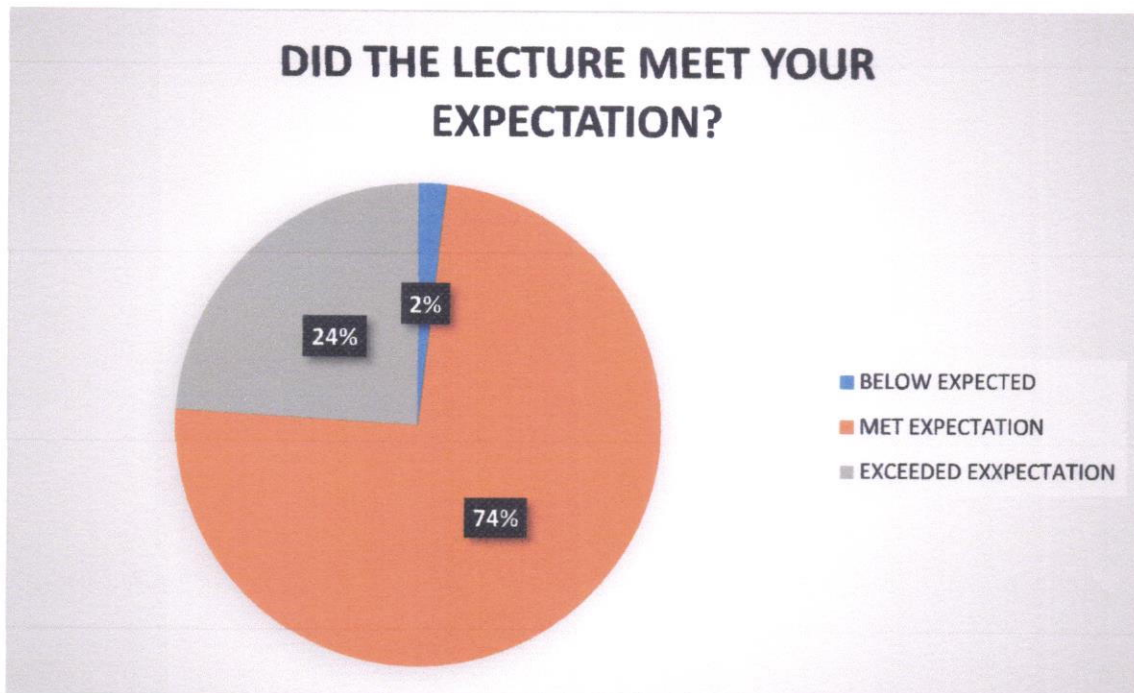


### HOW RELEVANT WAS THE CONTENT DISCUSSED BY THE SPEAKER?

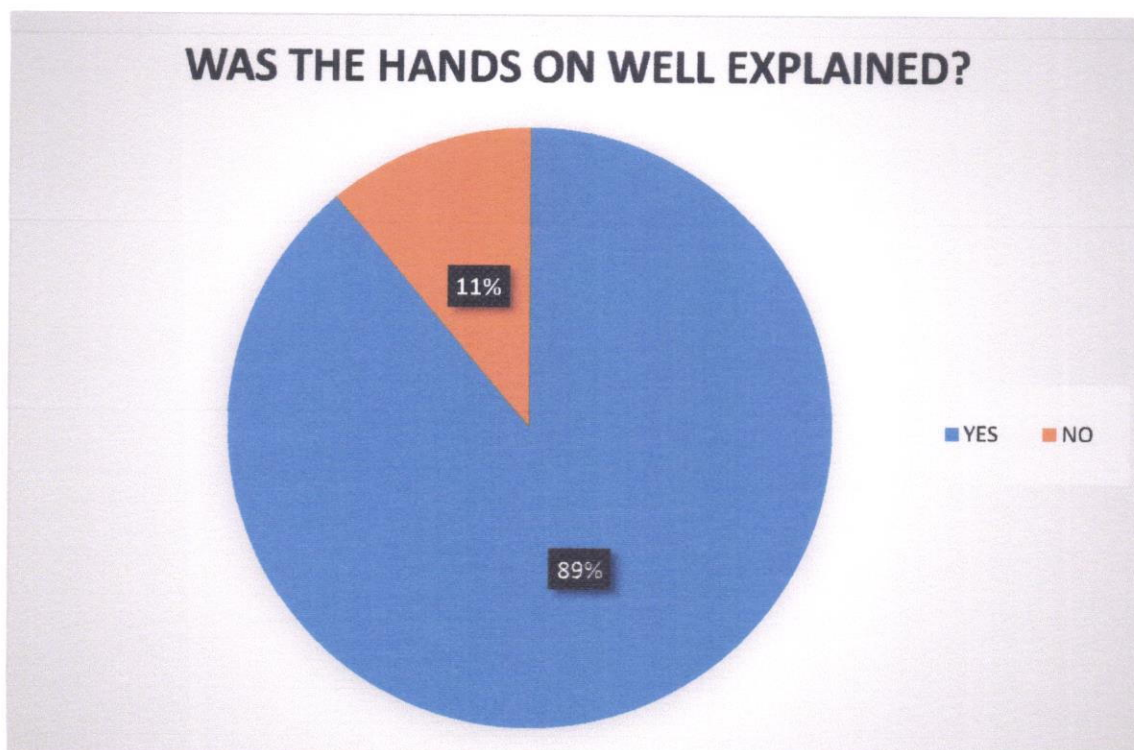




About 74% of the participants commented that the lecture met their expectations and 55% of the participants opined that the speaker was interactive and informative.



88% of the participants were satisfied with the hands-on session arranged along with the event. The overall rating of the event was good with the participants who were satisfied with the venue and the ambience of the event rising up to 92%.



The session was coordinated by Dr. Aleena Gomas, Dr. Aliya Samad, Dr. Amaljith A K, Dr. Aju George, Dr. Amala Jose, Dr. Ann Mariya Shaji, Dr. Athira Das, Dr. Christy Antony, Dr. Rosemary E Tennison and Dr. Soniya S.

Report was prepared by Dr Ann Mariya Shaji, Dr. Soniya S and guided by Dr. Vinod Mathew.

## **REPORT ON THE 21<sup>ST</sup> IGNITE SESSION**

The 21<sup>st</sup> Ignite session (CDE Programme) was conducted on 10<sup>th</sup> December 2021 at the Auditorium in Pushpagiri College of Dental Sciences from 8.30 am to 4.30 pm. It was conducted in collaboration with Dentcare, India's leading dental lab. The CDE programme was coordinated under the guidance of Dr. Vinod Mathew (Staff in charge- Interns). All the registered participants were eligible for 6 KDC credit points (Ref No.D.10924/21/DC). There were a total of 109 participants comprising of 40 interns, 37 post graduates, 30 faculty members and 2 outsiders. The programme was observed by KDC Observer Dr. Rene Kuriakose.

The topics of the CDE programme were 'SHADE SELECTION, TOOTH PREPARATION AND IMPRESSIONS'. The guest speakers of the programme were Dr. George Abraham and Dr. Merlyn George, who are well-known dental practitioners in the field of Prosthodontics.



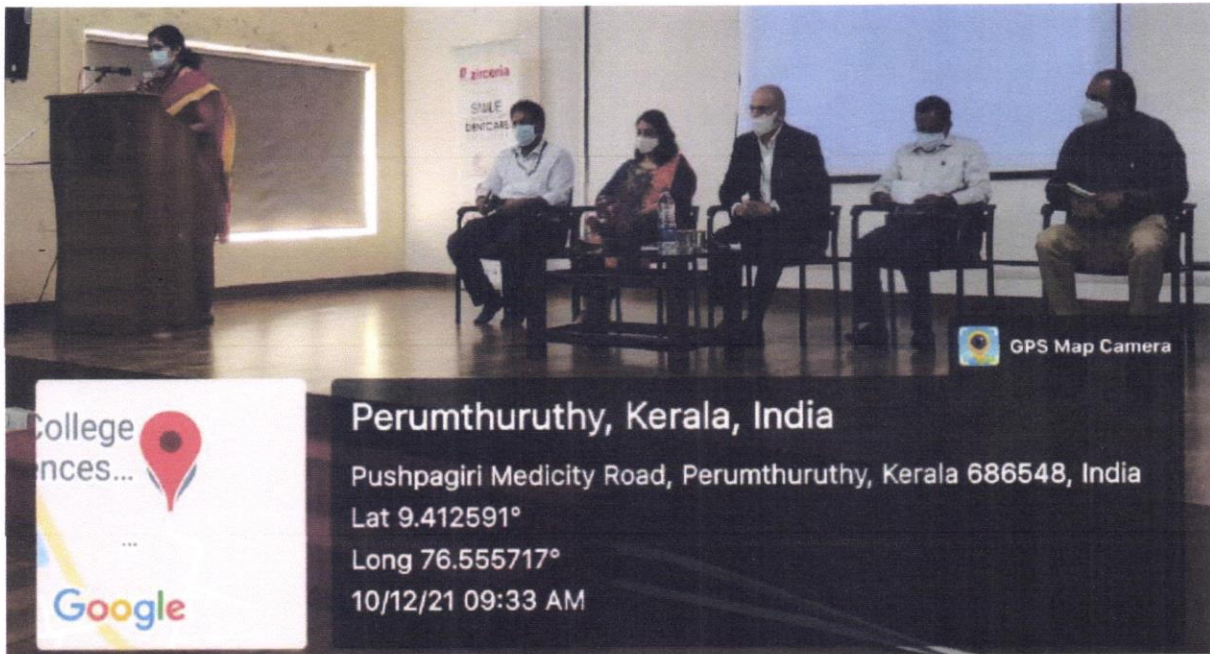
The inaugural function commenced with the prayer song by Dr. Annu Chacko. The Principal, Dr. K. George Varghese MDS (Professor and HOD of Oral and Maxillofacial Surgery Department) delivered the welcome speech and the presidential address. This was followed by the 'Lamp Lighting' ceremony.







Thereafter, Dr. Annie Susan Thomas MDS (Professor) from the department of Prosthodontics and Crown & Bridge introduced the guest speakers to the audience.

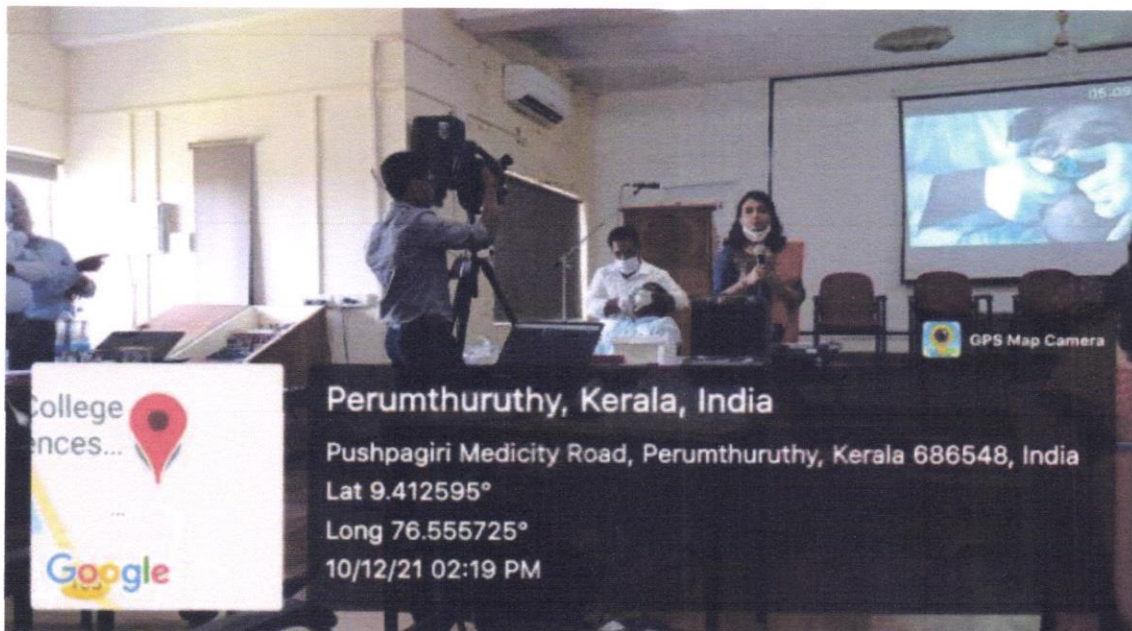




The first session was presented by Dr. George Abraham on the topic 'Shade selection' from 10:00 am to 11:15 am. This was followed by a 15 minute tea break. The second session was presented by Dr. Merlyn George on the topic 'Tooth preparation and Impressions' from 11:30 am to 1:00 pm. The lunch break was from 1:00 pm to 2:00 pm.





The hands-on training began at 2:00 pm. The participants got a chance to experiment with Alginate and elastomeric impression materials such as Light body and Heavy body impression materials. The workshop ended with a demonstration of the Intraoral Scanner.





The speakers were each awarded with a memento and a certificate of appreciation.



Finally, Dr. Susan Ann Roy concluded the programme at 4:30 pm with the Vote of Thanks. The session was coordinated by Dr. Aathila Beegam A., Dr. Elaine Ann Mathew, Dr. Gayathri Vijayan, Dr. Kaajal Anna Varghese, Dr. Megha Josy, Dr. Silpa Susan Thomas, Dr. Sruthi Treasa George and Dr. Susan Ann Roy.



A feedback of the event was collected from the participants via Google Forms. From the data that was collected, it was found that while only 52.55% of participants were satisfied with the presentations, 100% of the participants were satisfied with the hands-on training.

The data collected were as follows:

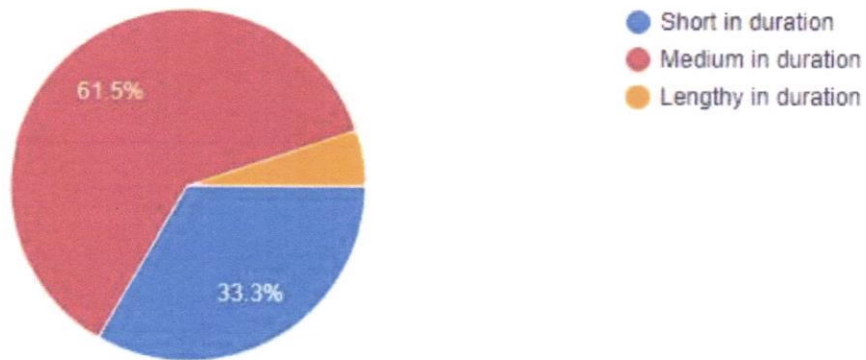
**Were you satisfied with the venue and its ambience?**



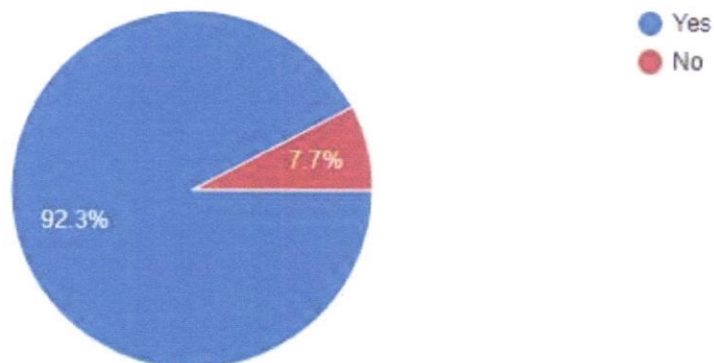
### Was the seating comfortable?



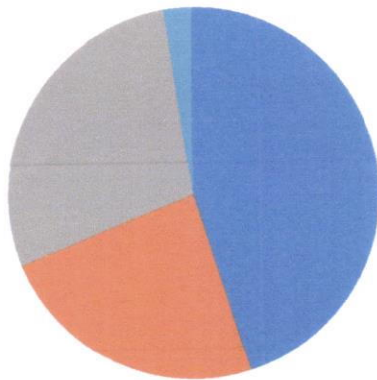
### How was the inaugural function?



### Were you able to see and hear the presentations clearly?

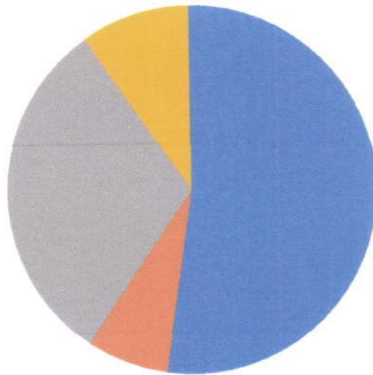


### Your overall opinion of Dr. George's presentation



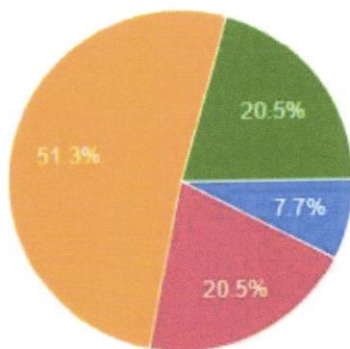
- It was very good, I am satisfied (48.7%)
- I could not comprehend the content (25.6%)
- Too theoretical (30.8%)
- Very lengthy (0%)

### Your overall opinion of Dr. Merlyn's presentation



- It was very good, I am satisfied (56.4%)
- I could not comprehend the content (7.7%)
- Too theoretical (33.3%)
- Very lengthy (10.3%)


### Did the presentations meet your expectation levels?



- Yes, in the case of speaker 1 (Dr. George)
- Yes, in the case of speaker 2 (Dr. Merlyn)
- Both the speakers met my expectations
- None of the speakers met my expectations


**Were you satisfied with the hands-on training?**

- Yes
- No




**Did you learn something new from the hands-on session?**

- Yes
- No




**Were you able to see the demonstration during the hands-on session clearly?**

- Yes, I could see everything displayed on the projector
- No



How many times did you use the hand-on session?

Yes  No




Did you learn something new from the hand-on session?

Yes  No

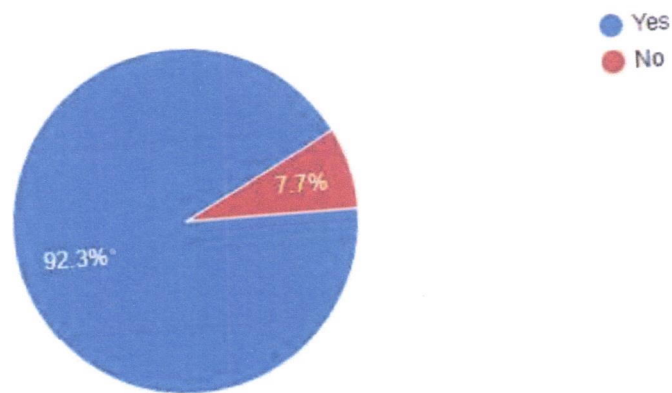


How often do you use the hand-on session during the hand-on session?

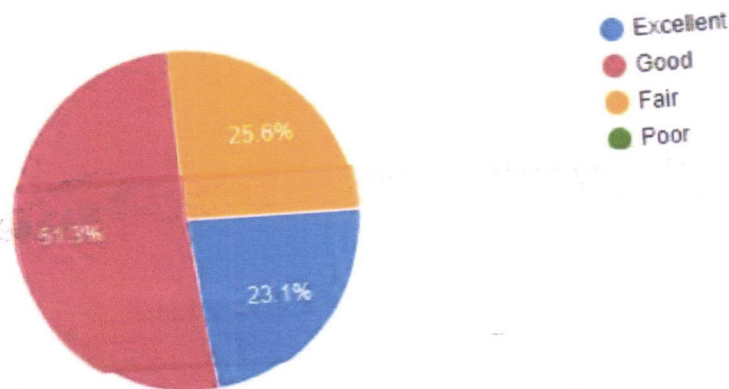
Yes  No



## Were you satisfied with the seating arrangement during the hands-on session?



## How was the quality of the food?



Following were the suggestions which were provided when the participants of the survey were asked 'How could the presentations have been better and how can we improve the next Ignite session?' :

1. Presentations should have been more interactive.
2. Lectures and topics should have been more interesting.
3. Presentations should have included less theory and more emphasis on clinically or practically relevant material, recent advances, equipments and techniques.
4. Presentations should be have been shorter and presenters should have focused on key points rather than dragging it on. Presentation on shade selection was confusing.
5. Presenter 1 should have added more clinical aspects and presenter 2 should have been more audible
6. Videos could have been included during the presentations by the speakers.
7. There should have been an online link of the event.
8. The hands-on session should have been longer.

This report was prepared by Dr. Elaine Ann Mathew and Dr. Susan Ann Roy, guided by Dr. Vinod Mathew.



## **REPORT ON THE 22<sup>nd</sup> IGNITE SESSION**

The 22<sup>nd</sup> Ignite session (CDE Programme) was conducted on 21<sup>st</sup> February, 2022 at the Auditorium in Pushpagiri College of Dental Sciences from 8.30 am to 4.00 pm. The programme was conducted in collaboration with Dentsply. The CDE programme was coordinated under the guidance of Dr. Vinod Mathew (Staff in charge- Interns). All the covid protocols were followed during the event. There were a total of 94 participants comprising of 38 interns, 22 post graduates, 28 faculty members and 6 outsiders. All the registered participants were eligible for 6 KDC credit points (Ref No.D.971/22/DC). The programme was observed by the KDC Observer, Dr. Rene Kuriakose.


The topics of the CDE programme were “ ROTARY ENDODONTICS”. The guest speaker of the programme was Dr. Narasimhan Bharadwaj, who is a well-known dental practitioner in the field of Endodontics.



The inaugural function commenced at 9:00 am with a prayer song by Dr., Annu Chacko. The principal Dr. K George Varghese MDS (Professor and HOD of Oral and Maxillofacial Surgery

Department ) delivered the welcome speech and the presidential address. This was followed by lamp lighting ceremony.



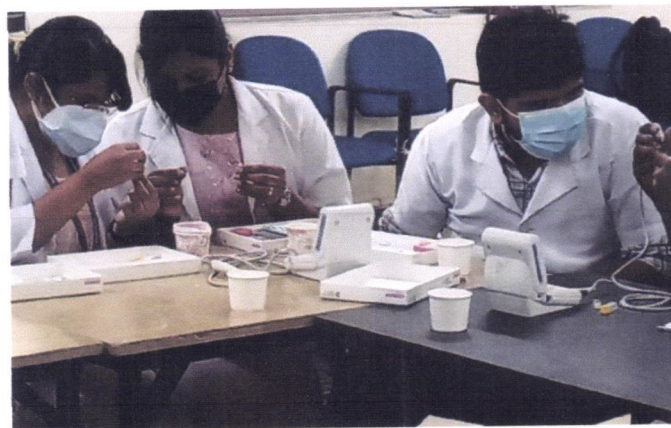



Thereafter Dr. Baby James MDS(Professor) from the department of Conservative Dentistry and Endodontics introduced the guest speaker.



The first session was presented by Dr. Narasimhan Bharadwaj on the topic 'Rotary Endodontics' from 10:00 am to 11:00 am. This was followed by a 15 minute tea break. The session was continued by Dr. Narasimhan Baradwaj from 11:15 am to 12:30 pm. The lunch break was from 12:30 to 1:30 pm. The hands-on training began at 1:30 pm. The participants got a chance to experiment with endo motor and rotary files. The workshop ended at 4:00.





The speaker was awarded with a memento and a certificate of appreciation.



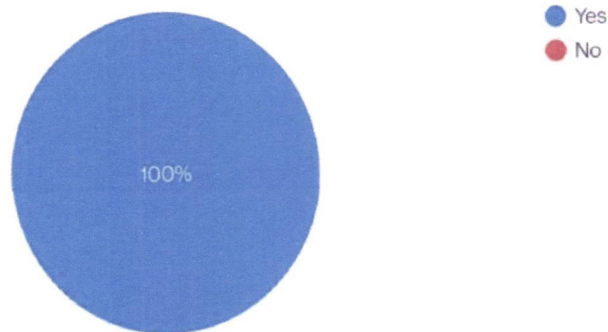
Finally , Dr.Varsha Merin Babu concluded the programme by 4:00 with the vote of thanks. The session was coordinated by Dr. Varsha Merin Babu, Dr. ChristeenaVarughese, Dr. Geethu S.L, Dr. John Christopher Jose, Dr. Silja C.A, Dr. Dhanya Nobby, Dr. Annu Chacko and Dr. Kripa Mariam Kurian. This report was prepared by Dr. Dhanya Nobby and Dr. Annu Chacko under the guidance of Dr. Vinod Mathew.



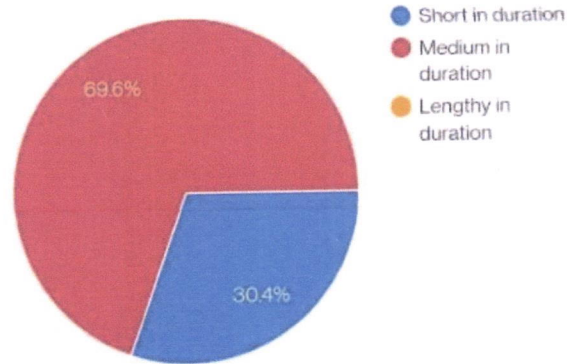
A feedback of the event was collected from the participants via Google Forms. From the data that was collected, it was found that 79.7% were satisfied with presentation, 100% of the participants were satisfied with the hands-on training.

The data collected were as follows:

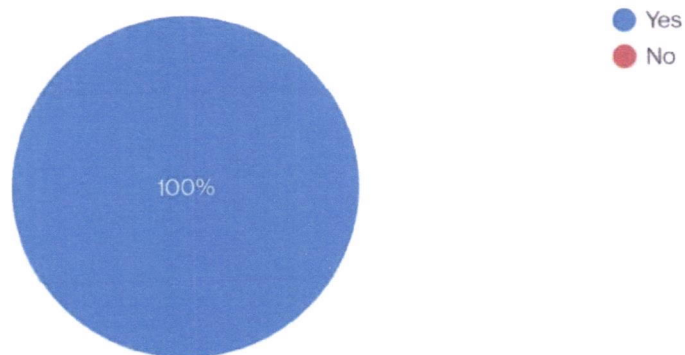
**Were you satisfied with the venue and its ambience?**




**How was the inaugural function?**




**Was the seating arrangement comfortable?**



**Were you able to see and hear the presentation clearly?**




**Did the lecture on Rotary Endodontics explain points clearly?**



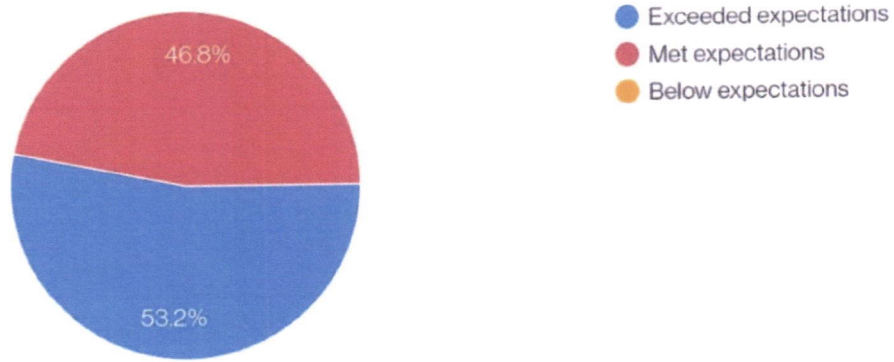
- Yes
- No

**Your overall opinion of Dr. Narasimhan Bharadwaj's presentation.**

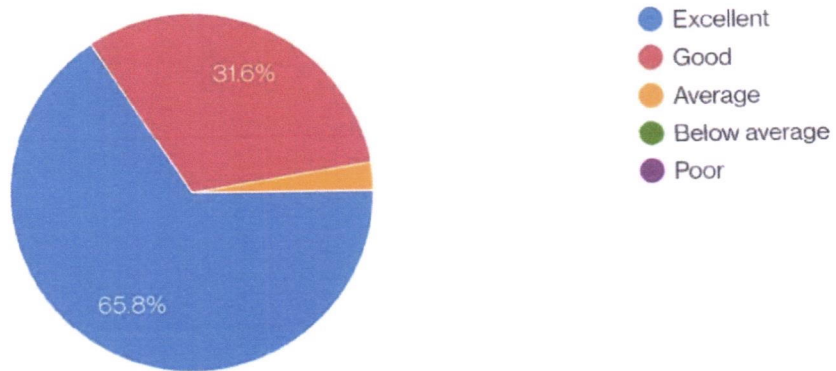


- It was very good, I am satisfied.
- I couldnot comprehend the content
- Too theoretical
- Very lengthy


### Did the lecture meet your expectations?




### How was the quality of food?



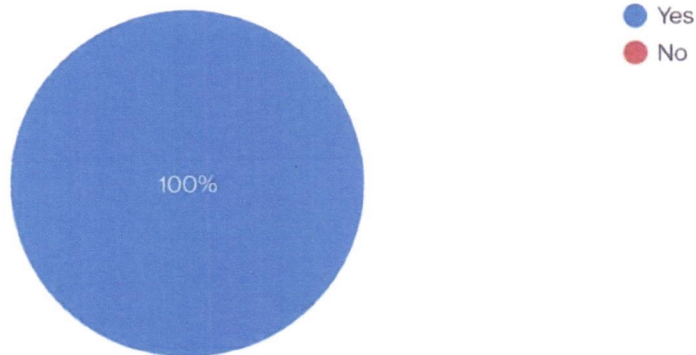
### Did you learn something new from the hands on session?



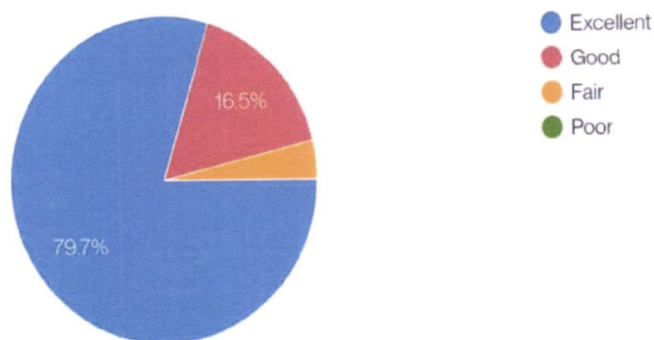
**Was the hands on session well explained ?**



**Were you satisfied with the seating arrangement of the hands on session ?**




**Overall rating of the 22nd session of IGNITE?**




Following were the suggestions which were provided when the participants of the survey were asked ' How could the presentation have been better and how can we improve the next IGNITE session?'

1. The topic selected should have been more clinically relevant.
2. Should improve the audio quality
3. More frequent sessions should be included

The report was prepared by Dr. Dhanya Nobby and Dr. Princy Eapen, guided by Dr. Vinod Mathew.



**PUSHPAGIRI**  
COLLEGE OF DENTAL SCIENCES.



**22nd IGNITE SESSION**

**6  
CREDIT  
POINTS**



**ROTARY ENDODONTICS**  
**BY Dr. NARASIMHAN BHARADWAJ, MDS**  
**ENDODONTIST**  
**FOUNDER-DIRECTOR ACCESS DENTAL**  
**INSTITUTE**  
**PROFESSOR, CONSERVATIVE AND ENDO, SAVEETHA**  
**DENTAL COLLEGE, CHENNAI**



**REGISTRATION FEE (CDE):** 250 rs

**LIMITED SEATS AVAILABLE (HANDS ON): 15**  
**GRAB YOUR SEATS NOW!**



**REGISTRATION FEE (HANDS ON):** 3000 rs

**DATE: FEBRUARY 21st, 2022 (MONDAY)**  
**TIME: 8:30am to 4:30pm**

**VENUE: AUDITORIUM | PUSHPAGIRI COLLEGE OF DENTAL SCIENCES**







## REPORT ON THE TWENTY THIRD IGNITE SESSION

The 23<sup>rd</sup> IGNITE Session (CDE Programme) was conducted on 5<sup>th</sup> May 2022, at the Auditorium in Pushpagiri College Of Dental Sciences from 8:30 am to 4:30 pm. The programme was conducted in collaboration with COLTENE. The CDE programme was coordinated under the guidance of Dr. Vinod Mathew (Staff in charge- Interns). All the Covid protocols were followed during the session. There were a total of 94 participants comprising of 50 Interns, 13 Post Graduates, 22 Faculty members, 8 Final Year Part 2 students and 1 Outsider. All the registered participants were eligible for 6 KDC credit points (Ref No.D.4280/22/DC). The programme was observed by the KDC Observer, Dr. Rene Kuriakose.

The topic of the 23<sup>rd</sup> IGNITE session were **“ISOLATION IN DENTISTRY: RUBBER DAM”**. The guest speaker of the session was Dr. Adarsh M.S, who is a well-known dental practitioner in the field of Endodontics.


The inaugural function commenced at 9:00 am with a prayer song by Dr. Ansu Liza Thomas. This was followed by the Lamp Lighting ceremony.






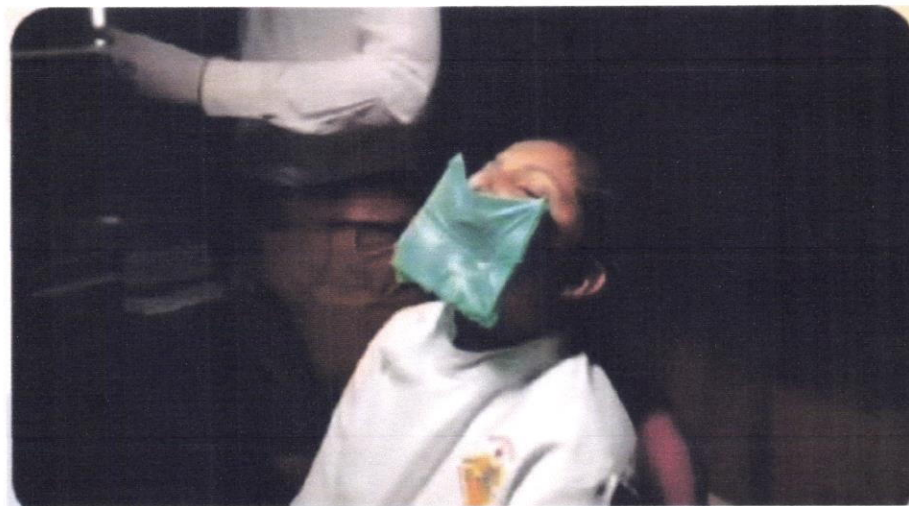
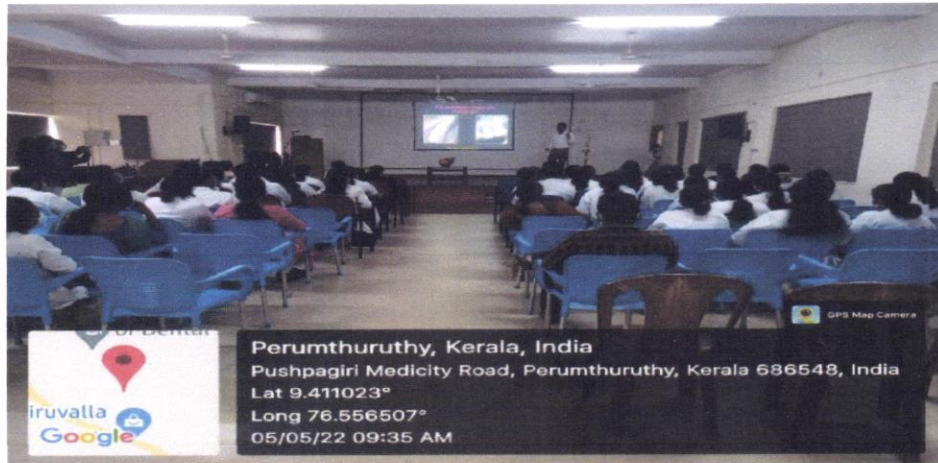


Thereafter Dr. Jeswin M.Thomas MDS from Department of Pediatrics and Preventive Dentistry introduced the guest speaker.



The first session was the lecture on Rubber Dam Isolation by Dr. Adarsh M.S from 10 am to 11 am. This was followed by a 15 minute tea break. The second session was the patient demonstration session and was from 11:15 am to 12:30 pm. The lunch break was from 12:30 pm to 1:30 pm.






After lunch the hands-on training began at 1:30 pm in the Conservative Dentistry and Endodontics Preclinical lab. The participants got a chance to try rubber dam on the typhodont teeth sets which was attached to the phantom heads. The workshop ended by 4:30 pm.





The speaker was awarded with a memento and a certificate of appreciation.




Finally, Dr. Ansu Liza Thomas concluded the programme by 4:30 pm with a vote of thanks. The session was coordinated by Dr. Ansu Liza Thomas, Dr. Rani Teresa Jose, Dr. Aneetta Grace Varghese, Dr. Swetha Elizabeth Idiculla, Dr. Kelsy Varghese, Dr. Christy S Simon, Dr. Atheena T.S, Dr. Sangeetha Samson and Dr. Kiran Mary Roy. This report was prepared by Dr. Ansu Liza Thomas under the guidance of Dr. Vinod Mathew.



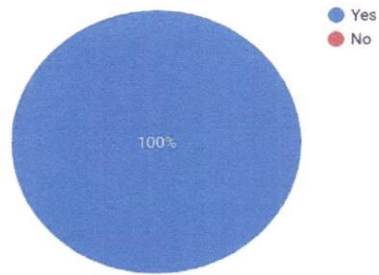
A feedback of the event was collected from the participants via Google Forms. From the data that was collected, it was found that 94.6% were satisfied with Dr. Adarsh's presentation. 100% of the participants were satisfied with the hands-on training.

The data collected were as follows:

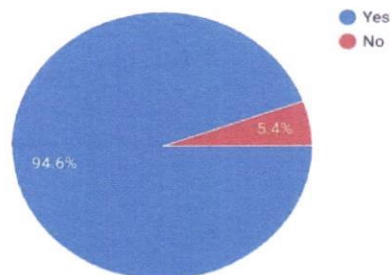
**Were you satisfied with the venue and its ambiance?**



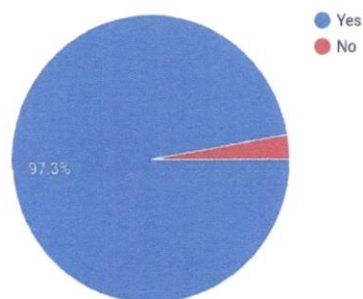
### Was the seating arrangement comfortable?



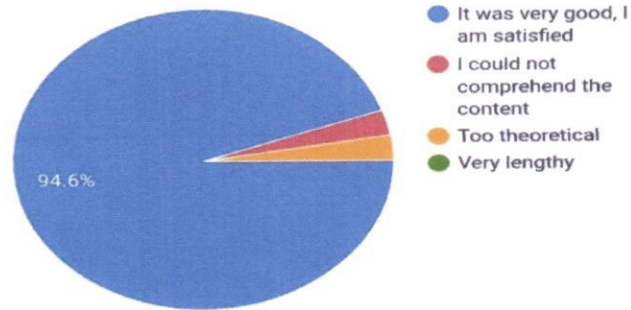
### Were you able to see and hear the presentation clearly?



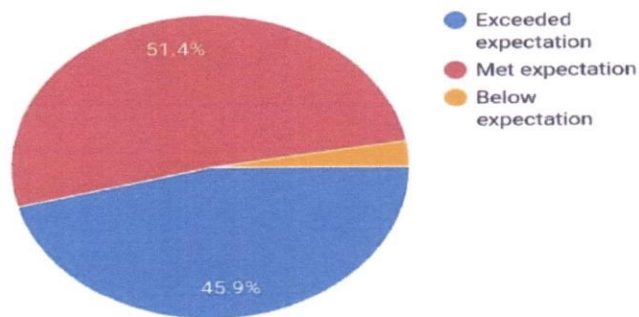
### Did the lecture on Rubber Dam Isolation explain the points clearly?



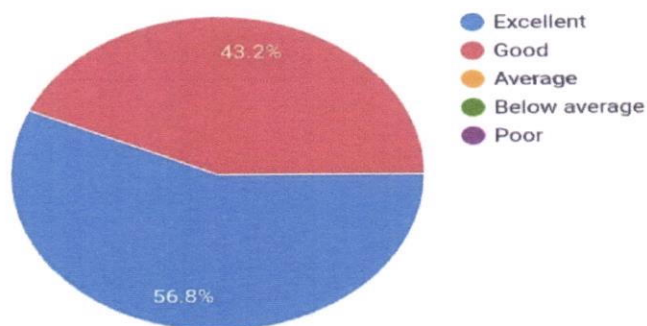
### Your overall opinion of Dr. Adarsh M.S's presentation.




### Did the lecture meet your expectation?




### How was the quality of food?




**Did you learn something new from the hands on session?**



**Was the hands on session well explained?**

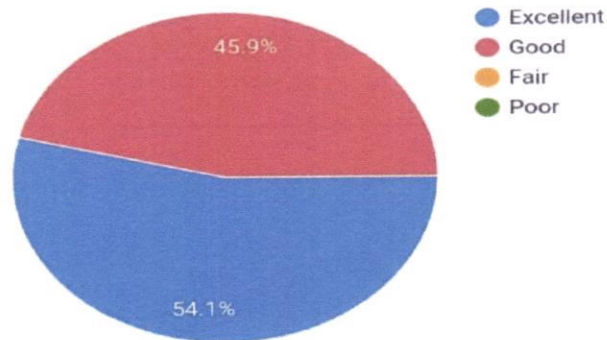


**Did the patient demonstration session meet your expectation?**





## Overall rating of 23<sup>rd</sup> IGNITE session?



Following were the suggestions given by the participants when they were asked - 'How could the presentation have been better and how can we improve the next IGNITE session?'

1. Should improve the audio and visual clarity
2. More frequent sessions should be included.
3. Lecture should include more clinically relevant points and less theoretical points.

The report was prepared by Dr. Ansu Liza Thomas guided by Dr. Vinod Mathew.