

2021- 2022

1	ARTICLE WRITING	DR BETSY JOSE	23/09/2021
2	TRANSALVEOLAR EXTRACTION-1	DR EAPEN THOMAS	30/09/2021
3	PRESCRIPTION WRITING	DR GEORGE VARGHESE	07/10/2021
4	EMERGENCY MEDICINE	DR VINEESH U	14/10/2021
5	TRANSALVEOLAR EXTRACTION-2	DR EAPEN THOMAS	28/10/2021
6	COMPLICATIONS OF EXODONTIA	DR RAVI RAJAN	11/11/2021
7	PRIMARY TRAUMA CASE	DR AKHILESH	25/11/2021
8	MANAGEMENT OF MEDICALLY COMPROMISED PATIENTS	DR NITHIN	02/12/2021
9	TONGUE IN HEALTH AND DISEASES	DR ANUNA LAILA	09/12/2021
10	XEROSTOMIA	DR LISA	16/12/2022
11	DIAGNOSTIC AID IN THE DETECTION OF POTENTIAL MALIGNANT DISORDERS	DR ANJU	30/12/21
12	QUESTIONARE DEVELOPMENMT	DR SUNU	
13	DRUG PRESCRIPTION IN PEDIATRIC DENTISTRY	DR SHERIN	13/01/2022
14	DRUG PRESCRIPTION IN PEDIATRIC DENTISTRY	DR SHERIN	20/01/2022
15	OROFACIAL TRAUMA	DR ELIZABETH	27/01/2022
16	MANAGEMENT OF DENTAL CARIES	DR SUBHALEKSHMI	03/02/2022
17	INTERCEPTIVE ORTHODONTICS	DR JESWIN	10/02/2022
18	ENDODNTIC THERAPY	DR MIRANDA	17/02/2022
19	RETENTION IN ORTHODONTICS	DR NEVIN	24/02/2022
20	WHAT AFTER BDS	DR BENELY GEORGE	10/03/2022
21	IDENTIFICATION OF PERIODONTAL DISEASES	DR RINO	24/03/2022
22	CLINICAL DAIGNOSIS IN ORTHODONTICS	DR ROBIN ALEX	31/03/2022
23	CLINICAL DAIGNOSIS IN ORTHODONTICS	DR ROBIN ALEX	22/04/2022
24	ORTHODONTIC MANAGEMENT	DR NAVEEN OOMMEN	28/04/2022
25	NEW TRENDS IN PERIODONTICS	DR SAUMYA JOHN	12/05/2022
26	BLEACHING OF DISCOLORED TEETH	DR MANUJA NAIR	26/05/2022
27	GINGIVECTOMY	DR ANNIEKITTY	26/05/2022
28	PREPARATION OF PERIODONTIUM	DR PRAMEETHA GEROG	02/06/2022
29	TRANSFORMING FACES	DR BIJU SEBASTIAN	09/06/2022
30	ANTERIOR REPOSITIONING	DR ANNIE SUSAN	16/06/2022
31	LAMINATE VENEERS	DR MINIMOL	22/06/2022
32			

33	HYPERSENSITIVITY AND ITS MANAGMENT	DR APARNA SREEKUMAR	07/07/2022
34	DENTAL PRACTICE: YESTERDAY,TODAY,TOMORROW	DR BABY JAMES	04/08/2022

Dr. Aby Mathew T. MDS
Principal
Pushpagiri College of Dental Sciences



I-KAP 2021



Dr. Aby Mathew T. MDS
Principal
Pushpagiri College of Dental Sciences



I-KAP 5051



2

3

REPORT ON ORIENTATION PROGRAM FOR INTERNS

Co-ordinators : Dr. Aju George, Dr. Sruthi Treasa George

Date : 08 September 2021

The orientation program for Interns was conducted on 08 September 2021 at 9.00 am in the college auditorium. The session was coordinated by Dr. Aju and Dr. Sruthi under the guidance of Dr. Vinod .

The session started at 9:00 am with 34 participants. The session commenced with prayer song by Dr. Ansu Liza Thomas followed by welcome address by Dr. K George Varghese, Principal, after which Intern in charge Dr. Vinod briefed about curriculum and objectives of internship. After this intern representative Dr. Sruthi Treasa addressed the gathering. The session was concluded by Dr. Biju Sebastian by giving general instructions followed by an interactive session where interns shared their concerns and queries. The program was compered by Dr. Gayathri Vijayan.

Overall the session was a fruitful and enriching experience for all the new interns.

REPORT ON THE FIRST IKAP SESSION CONDUCTED BY DR.BETSY.A.JOSE

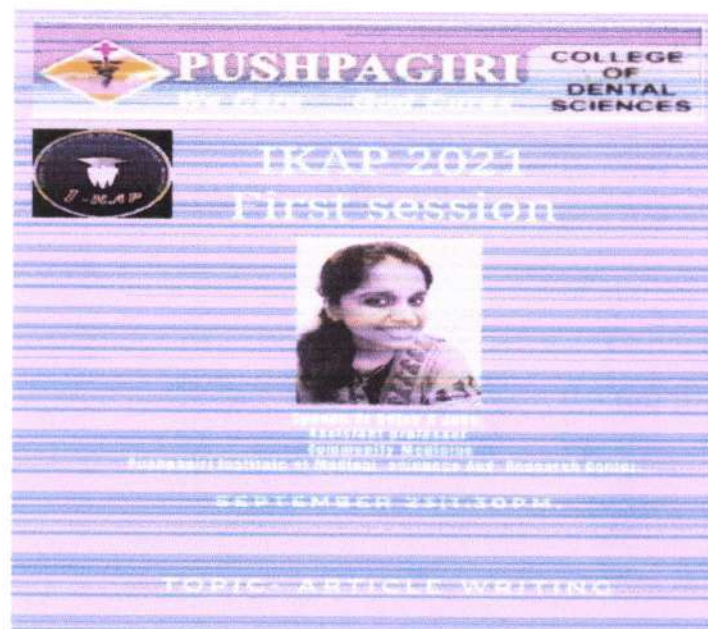
TOPIC : Article writing

Co-Ordinator : Dr. Aathila.Beegam.A

Date :23 September 2021

The first IKAP session was conducted on 23rd September 2021, on the topic "Article writing" by Dr. Betsy.A.Jose, Assistant Professor, Department of Community Medicine, Pushpagiri Institute Of Medical Sciences And Research Centre, Tiruvalla. The first IKAP session was coordinated & conducted by Dr. Aathila Beegam A, under the guidance of Dr.Vinod. The session started at 1:30 pm with 37 participants. The session started with the welcome speech by Dr.Aathila.Beegam.A, after which the mic was handed over to Dr. Vinod, who gave the introduction of the chief speaker. Dr. Betsy A Jose discussed on requirements and general structure for writing an academic journal article. She explained with the help of different slides about the house style and format of arranging the article. It was a communicative session where madam engaged the listeners with questions and their opinions. All the doubts were cleared during the session. The IKAP session ended by vote of thanks by Dr. Aliya Samad.

POSTER OF THE FIRST IKAP SESSION






THE FEEDBACK FORM OF IKAP SESSION :

<https://docs.google.com/forms/d/e/1FAIpQLScU2uXNI8MTkxPKv2YIH6-F4KNZBdqefjT385XLy5gKfvKDhw/viewform>

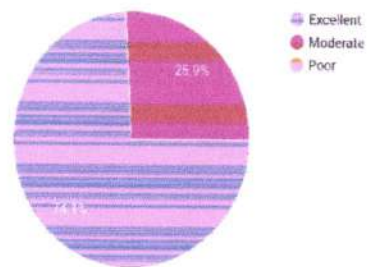
Was the session productive?

27 responses




How would you rate the presenter?

27 responses




How would you rate the overall IKAP session experience?

27 responses



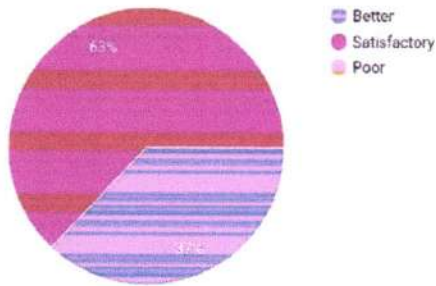
Have you got the confidence to write an article?

27 responses




After the session how inspired did you feel?

27 responses



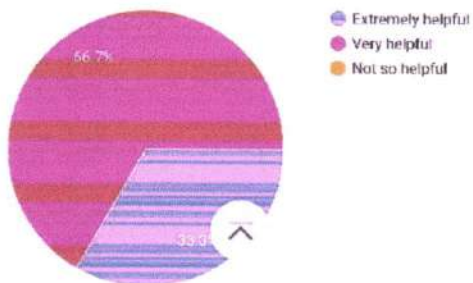
Would you recommend this to your colleague?

27 responses



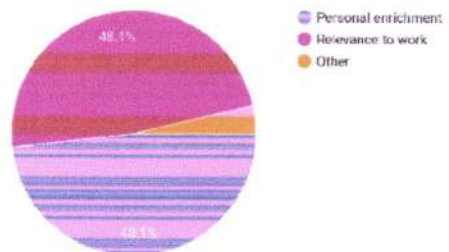
How helpful was the session?

27 responses



What was the primary reason you choose to attempt ?

27 responses



Were you able to find what you needed

27 responses



Dr. Aby Mathew T. MDS
Principal
Pushpagiri College of Dental Sciences



RESULT :

The program was successful as 100% of students attended the session responded by saying that the IKAP session was informative legible & clinically relevant.

REPORT ON THE SECOND SESSION IKAP CONDUCTED
BY DR. EAPEN THOMAS

TOPIC : TRANSALVEOLAR EXTRACTION

Co-ordinator : Dr. Aliya Samad

Date : 30th September 2021

The second IKAP session was conducted on 30th September 2021 on the topic "Transalveolar Extraction" by Dr. Eapen Thomas M.D.S, Professor, Unit Chief and P G guide, Department of Oral and Maxillofacial Surgery, Pushpagiri College of Dental Sciences, Thiruvalla. The IKAP session was co-ordinated and conducted by Dr. Aliya Samad under the guidance of Dr. Vinod. The session started at 1: 30 pm with 39 participants. The session started with welcome speech by Dr. Aliya Samad after which the mic was handed over to Dr. Eapen Thomas. Dr. Eapen Thomas discussed on various aspects of transalveolar extraction. He explained with the help of various clinical scenarios. It was a communicative session where sir engaged the listeners with questions and their opinions. All the doubts were cleared during the session. The IKAP session ended by vote of thanks by Dr. Amala Jose.

POSTER OF THE IKAP SESSION

PUSHPAGIRI COLLEGE OF DENTAL SCIENCES


IKAP

SECOND IKAP SESSION

Topic : TRANSALVEOLAR EXTRACTION

SPEAKER:
DR. EAPEN THOMAS, MDS
PROFESSOR & UNIT CHIEF & PG GUIDE
DEPARTMENT OF ORAL & MAXILLOFACIAL SURGERY
PUSHPAGIRI COLLEGE OF DENTAL SCIENCES

DATE : 30/09/2021
TIME : 1: 30 PM


Interns 2016 Batch




THE FEEDBACK FORM OF THE SESSION :

https://docs.google.com/forms/d/e/1FAIpQLSfWZhqNNpL4ITujVYE-RNuoVIKvrW85Zk4FEL3nMEdH72MUxQ/viewform?usp=sf_link


How would you rate the presenter?

33 responses



How helpful was the session?

33 responses



Was the session productive?

33 responses



How do you rate the overall ikap session experience?

33 responses




Would you recommend this to your colleague?

33 responses



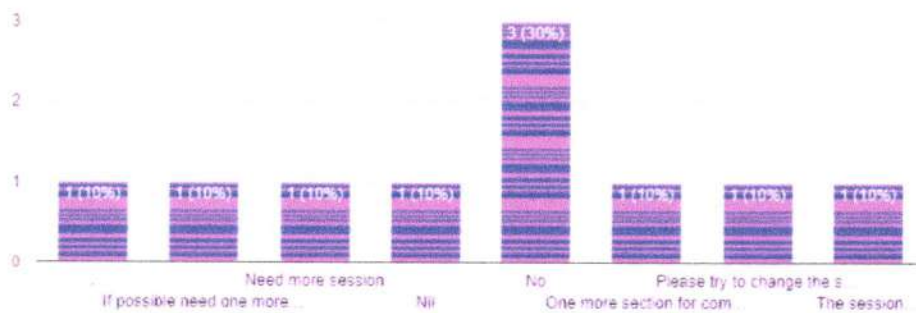
Do you understand the basic procedures in trans alveolar extraction?

33 responses



Do you have any suggestions to improve the session?

10 responses



RESULT:

The program was successful as 100% of students attended the session responded by saying that the IKAP session was informative legibly & clinically relevant.

Dr. Aby Mathew T. MDS
Principal
Pushpagiri College of Dental Sciences



REPORT ON THE THIRD IKAP SESSION CONDUCTED BY DR. K GEORGE VARGHESE

TOPIC : PRESCRIPTION WRITING

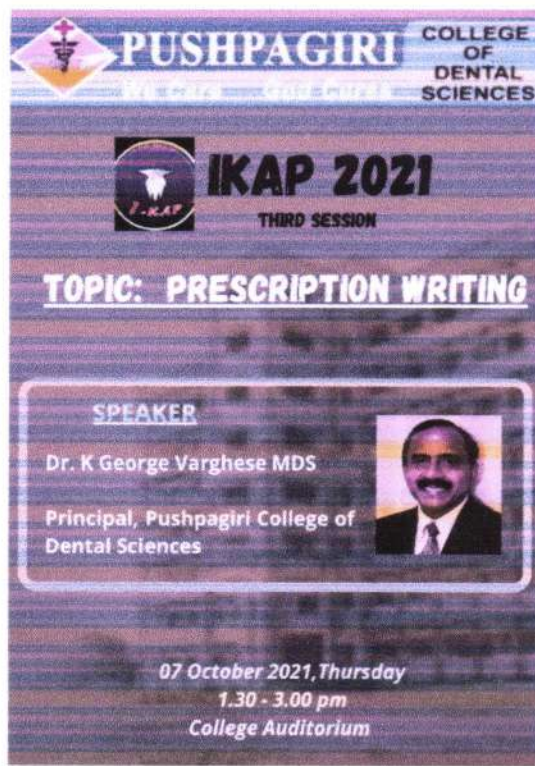
Co-ordinator : Dr. Amala Jose

Date : 7th October 2021

The third IKAP session was conducted on 7th October 2021 on the topic "Prescription Writing" by Dr.K George Varghese M.D.S, Professor and HOD, Department of Oral and Maxillofacial Surgery, Pushpagiri College of Dental Sciences, Thiruvalla. The IKAP session was co-ordinated and conducted by Dr.Amala Jose under the guidance of Dr.Vinod. The session started at 1: 30 pm with 38 participants. The session started with welcome speech by Dr.Amala Jose after which the mic was handed over to Dr.Vinod, who gave the introduction of the chief speaker.

Dr.George Varghese talked on how to write a prescription without errors with focus on most commonly prescribed medicines in dentistry.He also discussed about the legal aspects of prescription writing and importance of an accurate prescription.It was a communicative session where sir engaged the listeners with questions and their opinions. All the doubts were cleared during the session. The IKAP session ended by vote of thanks by Dr.Amaljith A K.

POSTER OF THE IKAP SESSION




PUSHPAGIRI COLLEGE OF DENTAL SCIENCES

IKAP 2021
THIRD SESSION


TOPIC: PRESCRIPTION WRITING

SPEAKER
Dr. K George Varghese MDS
Principal, Pushpagiri College of Dental Sciences



07 October 2021, Thursday
1.30 - 3.00 pm
College Auditorium






THE FEEDBACK FORM OF THE SESSION:

https://docs.google.com/forms/d/e/1FAIpQLSckgsWmorfHTTI6xIW1QAVHgZl5_Y7cyOEmjplp1KK_Q29Tqw/viewform?usp=sf_link

Was the session productive?

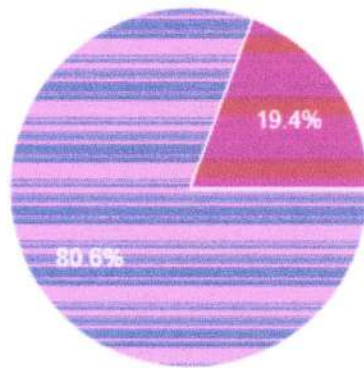
31 responses



Yes
No

How would you rate the overall ikap experience?

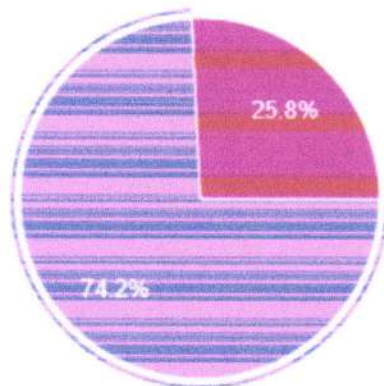
31 responses



- Satisfied
- Moderate
- Dissatisfied

How will you rate the presenter?


31 responses



- Excellent
- Good
- Poor

Will you recommend this to your colleague?

31 responses




- Yes
- No

How helpful was the session?

31 responses


Very helpful
Not so helpful



Are you confident in writing a prescription?


31 responses

Yes
No




Are you aware of the consequences of an incorrect prescription?

31 responses



Are you aware of the legal aspects of prescription writing?

31 responses



Do you have any suggestions to improve the session?

10 responses



RESULT

The program was successful as 100% of students attended the session responded by saying that the IKAP session was informative legibly & clinically relevant.

Dr. Aby Mathew T. MDS
Principal
Pushpagiri College of Dental Sciences



REPORT OF THE FOURTH IKAP SESSION **CONDUCTED BY DR.VINESH UDAYAKUMAR**

TOPIC : EMERGENCY DRUGS

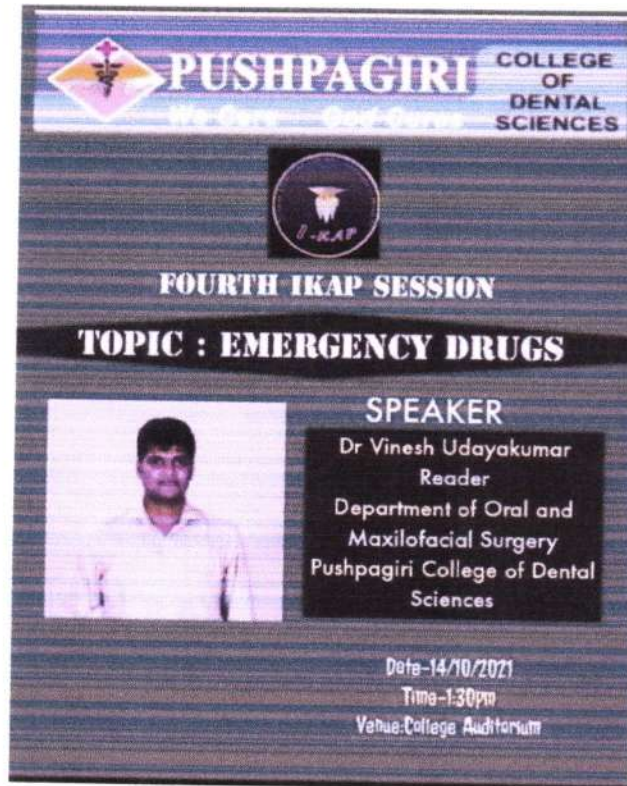
CO-ORDINATOR : Dr. AMALJITH A K

DATE : 14th OCTOBER 2021


The fourth IKAP session was conducted on 14th October 2021 on the topic “emergency drugs” by Dr. Vinesh Udayakumar , Reader , Department of Oral and Maxillofacial Surgery , Pushpagiri College Of Dental Sciences , Thiruvalla. The IKAP session was co-ordinated and conducted by Dr. Amaljith A K under the guidance of Dr. Vinod. The session started at 1.30 pm with 38 participants. The session started with a welcome speech by Dr. Amaljith A K , who gave the introduction of the chief speaker.

Dr. Vinesh Udayakumar talked on the importance of emergency drugs and purpose of having emergency kits in clinical dentistry. He also discussed about the administration of the basic emergency drugs. He also briefed about the medically compromised conditions that the dentists may face during his clinical practice. It was an interactive session where sir engaged the listeners with questions and their opinions. All the doubts were cleared during the session. The IKAP session ended by vote of thanks by Dr. Aneetta Grace Varghese.

POSTER OF THE IKAP SESSION




PUSHPAGIRI COLLEGE OF DENTAL SCIENCES
We Care... We Cure



FOURTH IKAP SESSION

TOPIC : EMERGENCY DRUGS



SPEAKER
Dr Vinesh Udayakumar
Reader
Department of Oral and
Maxillofacial Surgery
Pushpagiri College of Dental
Sciences

Date-14/10/2021
Time-1:30pm
Venue:College Auditorium






The feedback form of the session:

https://docs.google.com/forms/d/e/1FAIpQLScjIKz7YftBRb1f5Ap_T1jBErQfUkZqVCbkiiABaOvAWb0P5Q/viewform?usp=sf_link

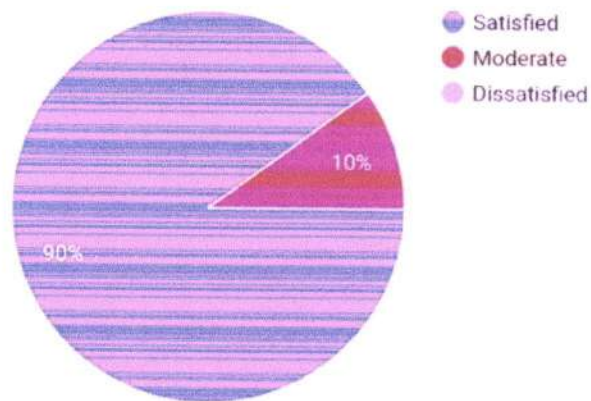
Was the Session productive ?

30 responses



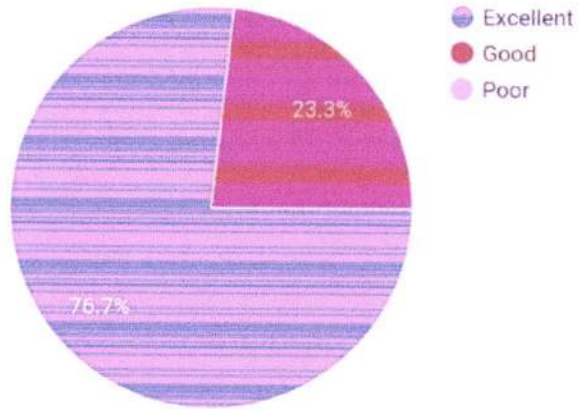
How would you rate the overall ikap experience ?

30 responses




How will you rate the presenter ?

30 responses



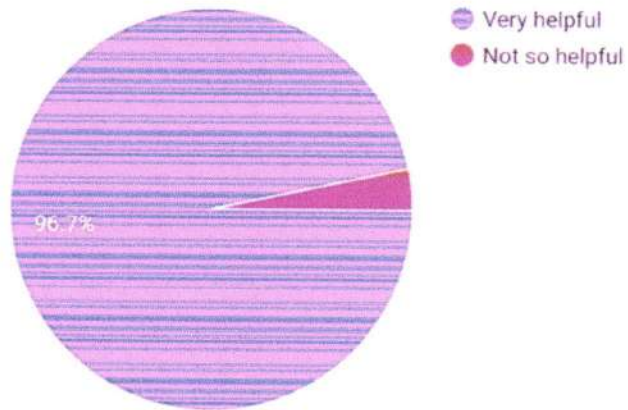
Will you recommend this to your colleague ?

30 responses



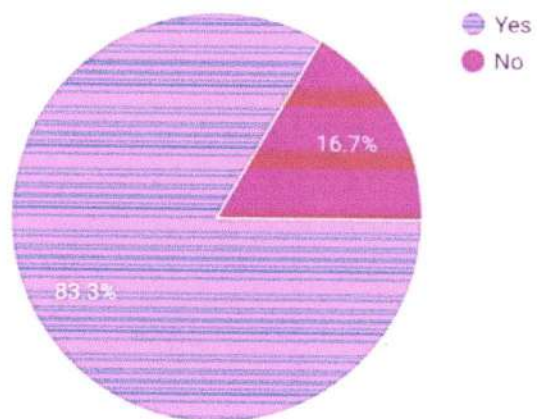
How helpful was the session ?

30 responses




Are you confident in administration of basic emergency drugs ?

30 responses



Are you aware of the importance of emergency drugs in clinical dentistry ?

30 responses



RESULT

The programme was successful as almost all of students attended the session responded by saying that the IKAP session was informative legibly and clinically relevant.

Dr. Aby Mathew T. MDS
Principal
Pushpagiri College of Dental Sciences



REPORT ON THE FIFTH SESSION IKAP CONDUCTED BY DR. EAPEN THOMAS

TOPIC : TRANSALVEOLAR EXTRACTION

Co Ordinator : Dr Aneetta Grace Varghese

DATE: 28th October 2021

The Fifth IKAP session was conducted on 28th October 2021 on the topic "Transalveolar Extraction" by Dr. Eapen Thomas M.D.S, Professor, Unit Chief and P G guide, Department of Oral and Maxillofacial Surgery, Pushpagiri College of Dental Sciences, Thiruvalla. The IKAP session was co-ordinated and conducted by Dr. Aneetta Grace Varghese under the guidance of Dr. Vinod. The session started at 1: 30 pm with 39 participants. The session started with welcome speech by Dr. Aneetta Grace Varghese after which the mic was handed over to Dr. Eapen Thomas. Dr. Eapen Thomas discussed on various aspects of transalveolar extraction. He explained with the help of various clinical scenarios. It was a communicative session where sir engaged the listeners with questions and their opinions. All the doubts were cleared during the session. The IKAP session ended by vote of thanks by Dr. Ann Mariya Shaji.

POSTER OF THE IKAP SESSION

PUSHPAGIRI COLLEGE OF DENTAL SCIENCES

5th IKAP SESSION

TOPIC :
TRANS ALVEOLAR EXTRACTION

SPEAKER:
DR EAPEN THOMAS
PROFESSOR & UNIT CHIEF &
P.G. GUIDE
DEPARTMENT OF ORAL &
MAXILLOFACIAL SURGERY
PUSHPAGIRI COLLEGE OF DENTAL
SCIENCES

VENUE : AUDITORIUM
DATE : 28/10/2021
TIME : 1:30 PM





THE FEEDBACK FORM OF THE SESSION :

<https://docs.google.com/forms/d/e/1FAIpQLSeAAUE7XhjeVVfjcrEGUtqBfWWoPnoqgUy1GHIWRRFD8uGj1IA/viewform?vc=0&c=0&w=1&flr=0&gxid=-8203364>

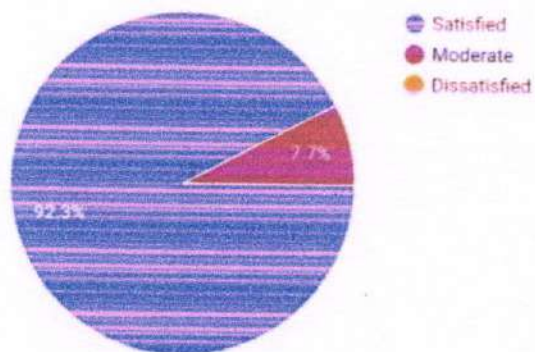
Was the session productive

26 responses




How do you rate the overall ikap session experience

26 responses



How helpful was the session


26 responses



- Very helpful
- Not so helpful

How would you rate the presenter

26 responses



- Excellent
- Good
- Poor

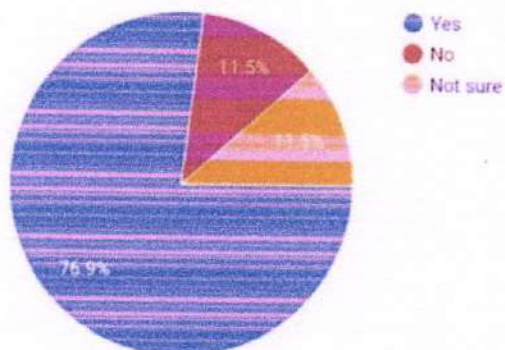
Do you understand the basic procedures
in transalveolar extraction

26 responses



Are you confident in attempting a
Transalveolar extraction

26 responses



Do you have any suggestions to improve the session

26 responses



RESULT:

The program was successful as 100% of students attended the session responded by saying that the IKAP session was informative legibly & clinically relevant

Dr. Aby Mathew T. MDS
Principal
Pushpagiri College of Dental Sciences



REPORT ON THE SIXTH IKAP SESSION


TOPIC - COMPLICATIONS IN EXODONTIA

SPEAKER - DR. RAVI RAJAN AREKKAL MDS, Fellow IBSCOMS

PROGRAM COORDINATOR - DR. ANN MARIYA SHAJI

DATE – 11th NOVEMBER 2021

The sixth IKAP session was conducted on 11th November 2021 on the topic “Complications in Exodontia” by Dr. Ravi Rajan Arekkal MDS, Fellow IBSCOMS. Dr. Ravi is handling the post of Senior Lecturer, Department of Oral and Maxillofacial Surgery at Pushpagiri College of Dental Sciences, Thiruvalla since 2018. The IKAP session was co-ordinated and conducted by Dr. Ann Mariya Shaji under the guidance of Dr. Vinod Mathew (Interns in-charge, PCDS).



The poster features a blue and white striped background. At the top left is the Pushpagiri College of Dental Sciences logo, which includes a caduceus and the text 'PUSHPAGIRI COLLEGE OF DENTAL SCIENCES'. To the right of the logo is the text 'WELCOME TO ALL'. Below the logo is a circular emblem with a graduation cap and the text 'IKAP'. The main title 'IKAP 2021' is prominently displayed in large, bold, black letters, with 'SIXTH SESSION' underneath it. The topic 'TOPIC: Complications of Exodontia' is written in a stylized, italicized font. A portrait of Dr. Ravi Rajan Arekkal is shown on the left side of the speaker information box. The speaker's name and credentials are listed in a white box with a blue border. At the bottom, the date and time are given as '11 November 2021, Thursday 01:30 - 03:00 pm' and the location as 'College Auditorium'.

PUSHPAGIRI COLLEGE OF DENTAL SCIENCES
WELCOME TO ALL

IKAP 2021
SIXTH SESSION

TOPIC: Complications of Exodontia

SPEAKER
Dr Ravi Rajan Arekkal,
BDS, MDS, Fellow IBSCOMS
Senior lecturer
Dept of Oral and Maxillofacial
Surgery

11 November 2021, Thursday
01:30 - 03:00 pm
College Auditorium

REPORT ON THE SIXTH IKAP SESSION

TOPIC - COMPLICATIONS IN EXODONTIA

SPEAKER - DR. RAVI RAJAN AREKKAL MDS, Fellow IRSCOMS

PROGRAM COORDINATOR - DR. ANN MARIYA SHAJI

DATE - 11th NOVEMBER 2021

The sixth IKAP session was conducted on 11th November 2021 on the topic "Complications in Exodontia" by Dr. Ravi Rajan Arekkal MDS, Fellow IRSCOMS. Dr. Ravi is handling the post of Senior Lecturer, Department of Oral and Maxillofacial Surgery at Puthappan College of Dental Sciences, Thiruvalla since 2018. The IKAP session was co-ordinated and conducted by Dr. Ann Mariya Shaji under the guidance of Dr. Vinod Mathew (Interns in-charge, PCDS).

6th IKAP SESSION 2021

DR. RAVI RAJAN AREKKAL MDS, Fellow IRSCOMS
Senior Lecturer
Dept. of Oral and Maxillofacial Surgery


PUTHAPPAN COLLEGE OF DENTAL SCIENCES

The session started at 01:30 pm with 36 participants. Initially there was a silent prayer followed by welcome speech by Dr. Ann Mariya Shaji. Later on, the mic was handed over to the respected speaker of the day, Dr. Ravi Rajan Areekkal. As the session progressed, Dr. Ravi discussed on various complications in exodontia.



The presentation started with various methods to diagnose the chances of local and systemic complications during exodontia, if any. He took special care in including photos of various clinical cases and explained on various complications before, during and after exodontia. It was a communicative session where the speaker engaged the listeners with questions and all the doubts were cleared during the session. The IKAP session ended with the vote of thanks by Dr. Atheena T.S.

The session started at 01:30 pm with 36 participants. Initially there was a silent prayer followed by welcome speech by Dr. Ann Mariya Shaji. Later on, the mic was handed over to the respected speaker of the day, Dr. Ravi Rajan Arakkal. As the session progressed, Dr. Ravi discussed on various complications in exodontia.




The presentation started with various methods to diagnose the chances of local and systemic complications during exodontia, if any. He took special care in including photos of various clinical cases and explained on various complications before, during and after exodontia. It was a communicative session where the speaker engaged the listeners with questions and all the doubts were cleared during the session. The IKAP session ended with the vote of thanks by Dr. Athira T.S.



THE FEEDBACK FORM OF THE SESSION:

<https://docs.google.com/forms/d/1iXZZIYerlpjOL-HSvXoYDEg-6CB6fRnCPTV4JFnrXTI/edit#responses>

A feedback form was sent to all the participants to collect their opinion and feedback on the session. Many questions were included aimed at evaluating the effectiveness of the session. The feedback also evaluated the skills of the presenter at communicating the topic and again the advancement in knowledge of the listeners on the topic as aimed by conducting the session.



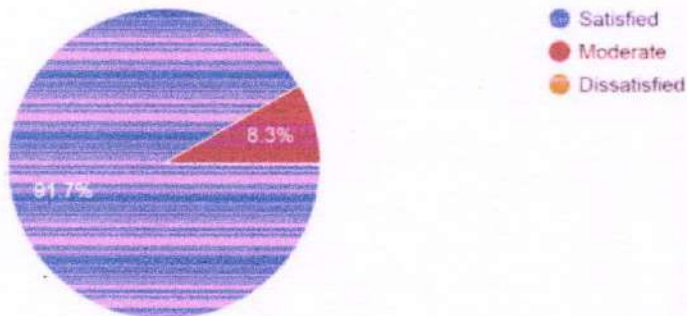
THE FEEDBACK FORM OF THE SESSION:

A feedback form was sent to all the participants to collect their opinion and feedback on the session. Many questions were included aimed at evaluating the effectiveness of the session. The feedback also evaluated the skills of the presenter at communicating the topic and again the advancement in knowledge of the listeners on the topic as aimed by conducting the session.

91.7% of the participants were satisfied with the overall IKAP session experience and all the participants together voted that the session was productive.

How do you rate the overall IKAP session experience?

36 responses



Was the session productive?

36 responses




86.1% of the responders evaluated the speaker to be excellent. The session was evaluated as very helpful and good enough to be recommended on by everyone.

91.7% of the participants were satisfied with the overall IKAP session experience and all the participants together voted that the session was productive.


How do you rate your overall IKAP session experience?

- Excellent
- Good
- Fair



Was this session productive?


- Yes
- No



88.1% of the respondents evaluated the speaker to be excellent. The session was evaluated as very helpful and good enough to be recommended on by everyone.

How would you rate the presenter?


36 responses



- Excellent
- Good
- Poor

How helpful was the session?


36 responses



- Very helpful
- Not so helpful

Would you recommend this to your colleague?

36 responses




- Yes
- No

Although everyone seems to understand about the basic complications in exodontia only 77.8% of the participants voted to be confident enough to attempt managing such a complication if at all it happens in their clinic.

Did you understand about the basic complications in exodontia?

36 responses



Are you confident enough to manage any of those complications if at all it happens in your clinic?

36 responses



On asking for suggestions to improve the session, majority seem to be satisfied with the session as it is while some suggested the inclusion of videos and others prefers the session to be held in the morning.

Although everyone seems to understand about the basic complications in exodontia only 77.8% of the participants voted to be confident enough to attempt managing such a complication if at all it happens in their clinic.

Figure 1: Bar chart showing the percentage of participants who voted to be confident enough to attempt managing a basic complication in exodontia.





Figure 2: Bar chart showing the percentage of participants who voted to be confident enough to attempt managing a basic complication in exodontia.




On asking for suggestions to improve the session, majority seem to be satisfied with the session as it is while some suggested the inclusion of videos and others prefer the session to be held in the morning.

RESULT:

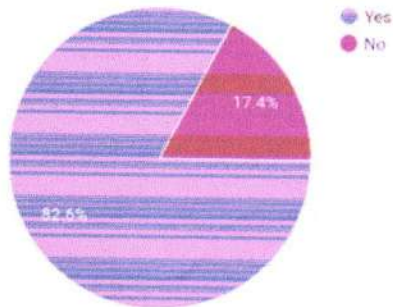
The program was successful as 100% of students who attended the session responded by saying that the IKAP session was informative legibly & clinically relevant.

Dr. Aby Mathew T. MDS
Principal
Pushpagiri College of Dental Sciences



Are you confident enough to give primary trauma care if needed?

23 responses



RESULT :

The program was successful as 100% of students attended the session responded by saying that the IKAP session was informative legible & clinically relevant.

REPORT ON THE SEVENTH IKAP SESSION CONDUCTED BY DR. AKHILESH PRATHAP

TOPIC : Primary trauma care

Co-ordinator : Dr. Atheena T. S

Date :25 November 2021

The first IKAP session was conducted on 25th November 2021, on the topic "primary trauma care " by Dr. Akhilesh Prathap , Associate Proffessor , Department of Oral and Maxillofacial Surgery, Pushpagiri College of Dental Sciences,Thiruvalla . The seventh IKAP session was coordinated & conducted by Dr. Atheena T. S, under the guidance of Dr.Vinod .The session started at 1:30 pm with 38 participants .The session started with the welcome speech by Dr.Atheena T. S, after which the mic was handed over to Dr. Akhilesh Prathap. He explained with the help of different slides about the primary trauma care and its importance. It was a communicative session. All the doubts were cleared during the session.The IKAP session ended by vote of thanks by Dr.Athira Das.

POSTER OF THE FIRST IKAP SESSION

The poster is for the 7th IKAP session. At the top, it features the logo of Pushpagiri College of Dental Sciences with the motto 'We Care God Cures'. Below this is the IKAP 2021 logo, which is a circular emblem with a graduation cap and the letters 'I-K-A-P'. The main title of the session is 'IKAP 2021 SEVENTH SESSION'. The topic is 'TOPIC : Primary Trauma Care'. The speaker is Dr. Akhilesh Prathap, Associate Professor, Dept of Oral and Maxillofacial Surgery. The session is scheduled for 25 November 2021, Thursday, from 01:30 to 03:00 pm in the College Auditorium.

PUSHPAGIRI COLLEGE OF DENTAL SCIENCES
WE CARE GOD CURES

IKAP 2021
SEVENTH SESSION

TOPIC : Primary Trauma Care

SPEAKER
Dr. Akhilesh Prathap
Associate Professor
Dept of Oral and Maxillofacial
Surgery


25 November 2021, Thursday
01:30 - 03:00 pm
College Auditorium

THE FEEDBACK FORM OF IKAP SESSION :

https://docs.google.com/forms/d/1WnAedtsQofDh_ZI1X4x5xmNxxVXS7fqpXcyO6m mOK1o/edit


Would you recommend this to your colleague?

23 responses



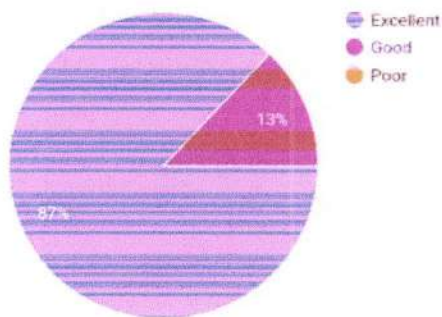
Was the session productive?

23 responses



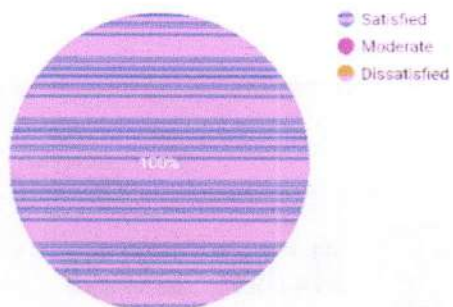
How would you rate the presenter?

23 responses



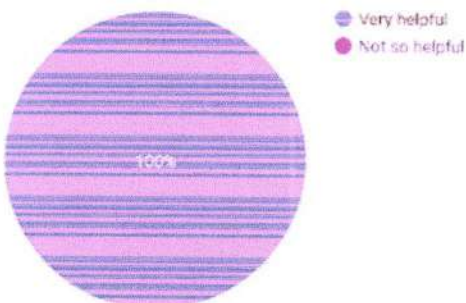
How do you rate the overall IKAP session experience?

23 responses




How helpful was the session?

23 responses



Did you understand about the primary trauma care?

23 responses



THE FEEDBACK FORM OF THE SESSION:

https://docs.google.com/forms/d/e/1FAIpQLScbLV071LIToEsTE_eSwfPGvuw87mXyd2QqL5fBBsQrJ3Wedg/viewform?vc=0&c=0&w=1&fir=0

A feedback form was sent to all the participants to collect their opinion and feedback on the session. Many questions were included aimed at evaluating the effectiveness of the session. The feedback also evaluated the skills of the presenter at communicating the topic and again the advancement in knowledge of the listeners on the topic as aimed by conducting the session.


All of the participants were satisfied with the presentation and all the participants together voted that they understood about tongue health and it's diseases.



Eventhough everybody felt that it is important to learn about tongue diseases, only 91.4% were confident enough to diagnose the tongue diseases and 88.6% can manage a patient with tongue disease.


Did you feel it necessary to know about tongue diseases?

35 responses



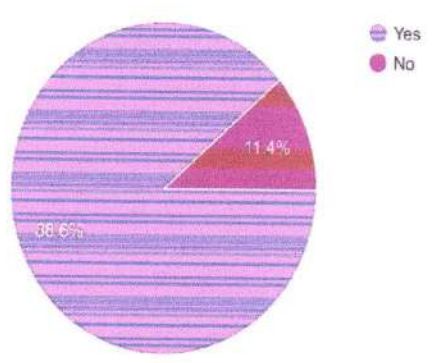
Are you confident enough to diagnose tongue diseases?

35 responses



Can you manage a patient with tongue disease?


35 responses



62.9% agreed and 17.1% strongly agreed that they can identify the tongue lesions associated with certain systemic diseases, whereas 20% strongly disagreed with this fact.


I can identify the tongue lesions associated with certain systemic diseases. State your comment.

35 responses



Was the session helpful to you?

35 responses

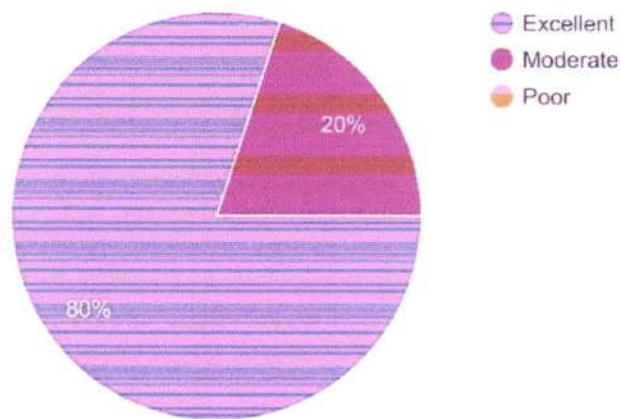


80% rated the presenter as excellent and 20% rated the presenter as moderate, while 88.6% were satisfied with the overall IKAP 9th session.

How would you rate the presenter?

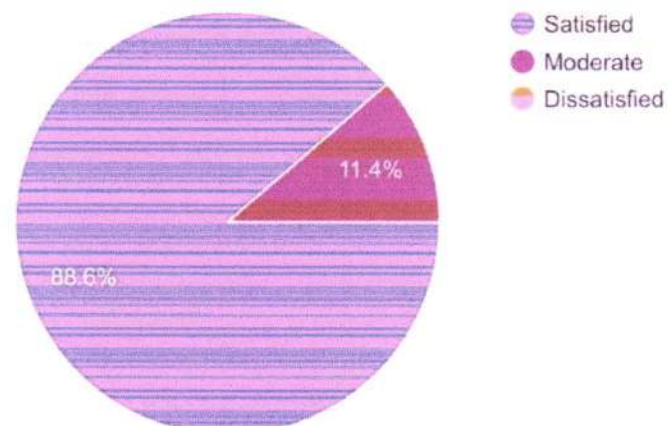


35 responses



How would you rate the 9th IKAP session?

35 responses



On asking for suggestions to improve the session, majority seem to be satisfied with the session as it is while some suggested to improve the audio quality and others prefers the session to be held in the morning.

RESULT:

The program was successful as 100% of students who attended the session responded by saying that the IKAP session was informative legibly & clinically relevant.

Dr. Aby Mathew T. MDS
Principal
Pushpagiri College of Dental Sciences



REPORT ON THE EIGHTH IKAP SESSION


TOPIC – MANAGEMENT OF MEDICALLY COMPROMISED PATIENTS

SPEAKER - DR. NITHIN PRATAP MDS

PROGRAM COORDINATOR - DR. ATHIRA DAS

DATE – 2ND DECEMBER 2021

The eighth IKAP session was conducted on 2nd december 2021 on the topic “management of medically compromised patient” by Dr. Nithin Pratap MDS. Dr. Nithin is handling the post of Senior Lecturer, Department of Oral and Maxillofacial Surgery at Pushpagiri College of Dental Sciences, Thiruvalla. The IKAP session was co-ordinated and conducted by Dr. Athira das under the guidance of Dr. Vinod Mathew (Interns in-charge, PCDS).



PUSHPAGIRI COLLEGE OF DENTAL SCIENCES
We Care God Bless

IKAP 2021
EIGHTH SESSION

TOPIC
MANAGEMENT OF MEDICALLY COMPROMISED PATIENTS

SPEAKER


DR. NITHIN PRATAP
SENIOR LECTURER
DEPARTMENT OF ORAL AND
MAXILLOFACIAL SURGERY

02 DECEMBER 2021, THURSDAY
1.30 - 3PM
COLLEGE AUDITORIUM

The session started at 01:30 pm with 36 participants. Initially there was a silent prayer followed by welcome speech by Dr. Athira das. Later on, the mic was handed over to the respected speaker of the day, Dr. Nithin. As the session progressed, Dr. Nithin discussed on various medically compromised conditions and its management.



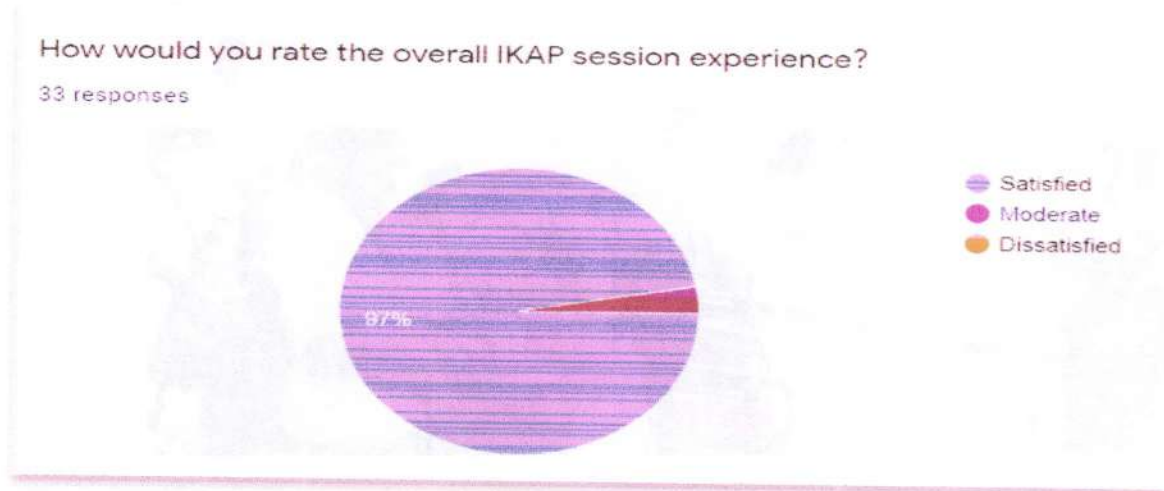
The presentation started with various medically compromised conditions. He took special care in including photos of various medically compromised conditions and explained on its management. It was a communicative session where the speaker engaged the listeners with questions and all the doubts were cleared during the session. The IKAP session ended with the vote of thanks by Dr. Christeena varughese.



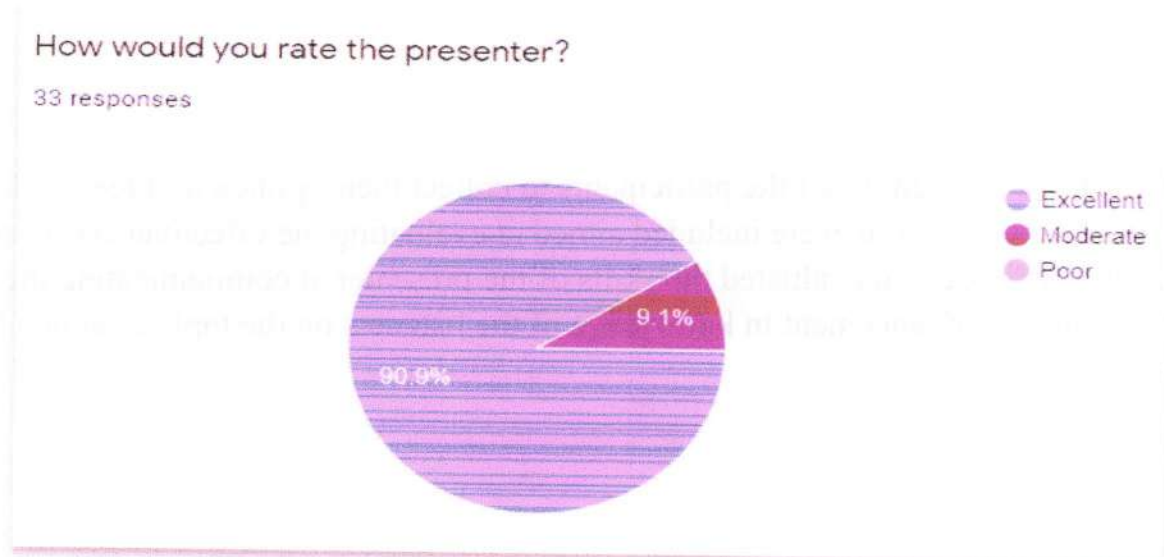
THE FEEDBACK FORM OF THE SESSION:

A feedback form was sent to all the participants to collect their opinion and feedback on the session. Many questions were included aimed at evaluating the effectiveness of the session. The feedback also evaluated the skills of the presenter at communicating the topic and again the advancement in knowledge of the listeners on the topic as aimed by conducting the session.

97% of the participants were satisfied with the overall IKAP session experience .



90.9% of the responders evaluated the speaker to be excellent. The session was evaluated as extremely helpful and good enough to be recommended on by everyone.



Although everyone seems to understand about the managements of the medically compromised patients .Only 81.8% of the participants voted to be confident enough to attempt managing such a medically compromised patients in their clinic.

Did you understand about the managements of medically compromised patients?

33 responses



Are you confident enough to manage medically compromised patients in your clinic?

33 responses



On asking for suggestions to improve the session, majority seem to be satisfied with the session as it is while some suggested the inclusion of videos and others prefers the session to be held in the morning.


How helpful was the session?

33 responses



Would you recommend this to your colleagues?

33 responses



RESULT:

The program was successful as 100% of students who attended the session responded by saying that the IKAP session was informative legibly & clinically relevant.

Dr. Aby Mathew T. MDS
Principal
Pushpagiri College of Dental Sciences



REPORT ON THE NINTH IKAP SESSION

TOPIC : TONGUE IN HEALTH AND DISEASE

SPEAKER :DR. ANUNA LAILA MATHEW, MDS

PROGRAM COORDINATOR : DR. CHRISTEENA VARUGHESE

DATE : 9th DECEMBER 2021

The ninth IKAP session was conducted on 9th December 2021 on the topic "Tongue in Health and Disease" by Dr. Anuna Laila Mathew MDS. Dr. Anuna is handling the post of HOD, Department of Oral Medicine and Radiology at Pushpagiri College of Dental Sciences, Thiruvalla. The IKAP session was co-ordinated and conducted by Dr. Christeena Varughese under the guidance of Dr. Vinod Mathew (Interns in-charge, PCDS).



IKAP 2021 9th Session



Speaker: Dr. Anuna Laila Mathew
HOD, Department of Oral Medicine and Radiology

Topic: Tongue in Health and Disease

9th December 2021, Thursday

01:30-3:30pm

College Auditorium

The session started at 01:30 pm with 35 participants. Initially there was a silent prayer followed by welcome speech by Dr. Christeena Varughese. Later on, the mic was handed over to the respected speaker of the day, Dr. Anuna Laila Mathew. As the session progressed, Dr. Anuna discussed on tongue health and its diseases.



The presentation started with normal anatomic features of tongue and some of the commonly seen diseases affecting tongue. She took special care in including photos of various clinical cases and explained on various tongue lesions associated with certain systemic diseases. It was a communicative session where the speaker engaged the listeners with questions and all the doubts were cleared during the session. The IKAP session ended with the vote of thanks by Dr. Christy Antony.



REPORT ON THE TENTH IKAP SESSION

TOPIC : XEROSTOMIA : AN OVERVIEW

SPEAKER : DR. LISA ELISABETH JACOB,MDS

PROGRAM CO ORDINATOR : DR. CHRISTY ANTONY

DATE : 16th DECEMBER 2021

The tenth IKAP session was conducted on 16th December 2021 on the topic "Xerostomia : An Overview" by Dr. Lisa Elizabeth Jacob MDS. Dr. Lisa is handling the post of senior lecturer, Department of Oral Medicine and Radiology at Pushpagiri College of Dental Sciences, Thiruvalla. The IKAP session was co-ordinated and conducted by Dr. Christy Antony under the guidance of Dr. Vinod Mathew (Interns in-charge, PCDS).



IKAP 2021
10 TH SESSION



Speaker: Dr. Lisa Elizabeth Jacob
Senior lecturer, Oral Medicine and Radiology

Xerostomia: An Overview

16 th December 2021

01:30 - 03:30 pm

College Auditorium

The session started at 01:30 pm with 32 participants. Initially there was a silent prayer followed by welcome speech by Dr. Christy Antony. Later on, the mic was handed over to the respected speaker of the day, Dr. Lisa Elizabeth Jacob . As the session progressed, Dr. Lisa discussed on xerostomia.



She explained various aspects of xerostomia, how to diagnose it using various clinical scenarios and its management. It was a communicative session where the speaker engaged the listeners with questions and all the doubts were cleared during the session. The IKAP session ended with the vote of thanks by Dr. Christy S Simon.



THE FEEDBACK FORM OF THE SESSION:


<https://forms.gle/A9XRWuPwuTRyTUyd7>

A feedback form was sent to all the participants to collect their opinion and feedback on the session. Many questions were included aimed at evaluating the effectiveness of the session. The feedback also evaluated the skills of the presenter at communicating the topic and again the advancement in knowledge of the listeners on the topic as aimed by conducting the session.

All of the participants were satisfied with the presentation and all the participants together voted that they understood about xerostomia.

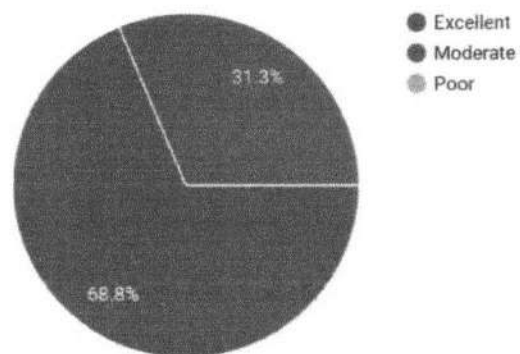
Are you satisfied with the presentation?

32 responses



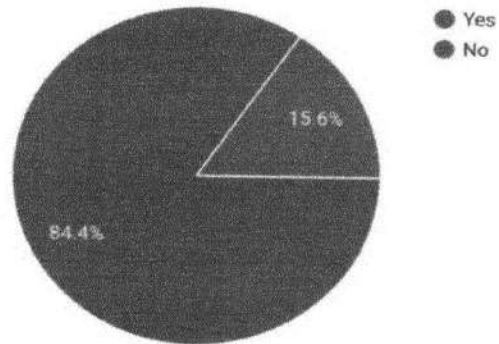
How would you rate the presenter?

32 responses




Would you recommend this to your colleagues?

32 responses



Did you understand about xerostomia?

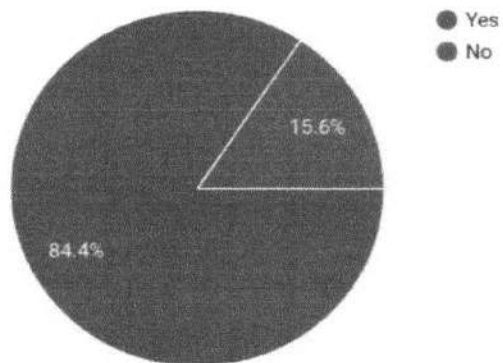
32 responses



Did you understand the causes of xerostomia?

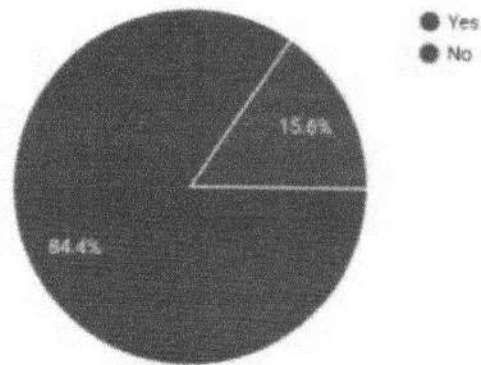


32 responses



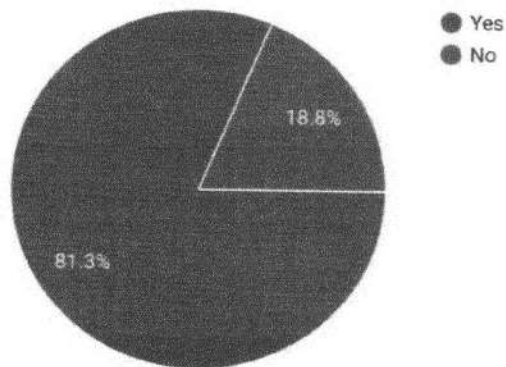
Do you understand how to diagnose xerostomia?

32 responses



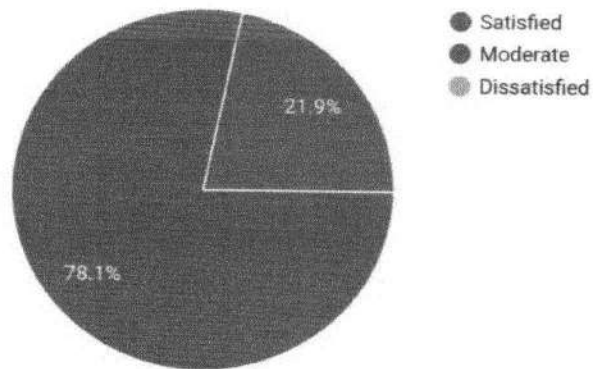
Are you confident enough to manage a patient with xerostomia?

32 responses



How would you rate the overall IKAP session experience?

32 responses



On asking for suggestions to improve the session, majority seem to be satisfied with the session as it is while some suggested to improve the audio quality and others prefer the session to be held in the morning.

RESULT:

The program was successful as 100% of students who attended the session responded by saying that the IKAP session was informative legibly & clinically relevant.

Dr. Aby Mathew T. MDS
Principal
Pushpagiri College of Dental Sciences



REPORT OF THE ELEVENTH IKAP SESSION

TOPIC: DIAGNOSTIC AIDS IN THE DETECTION OF POTENTIALLY MALIGNANT AND MALIGNANT DISORDERS

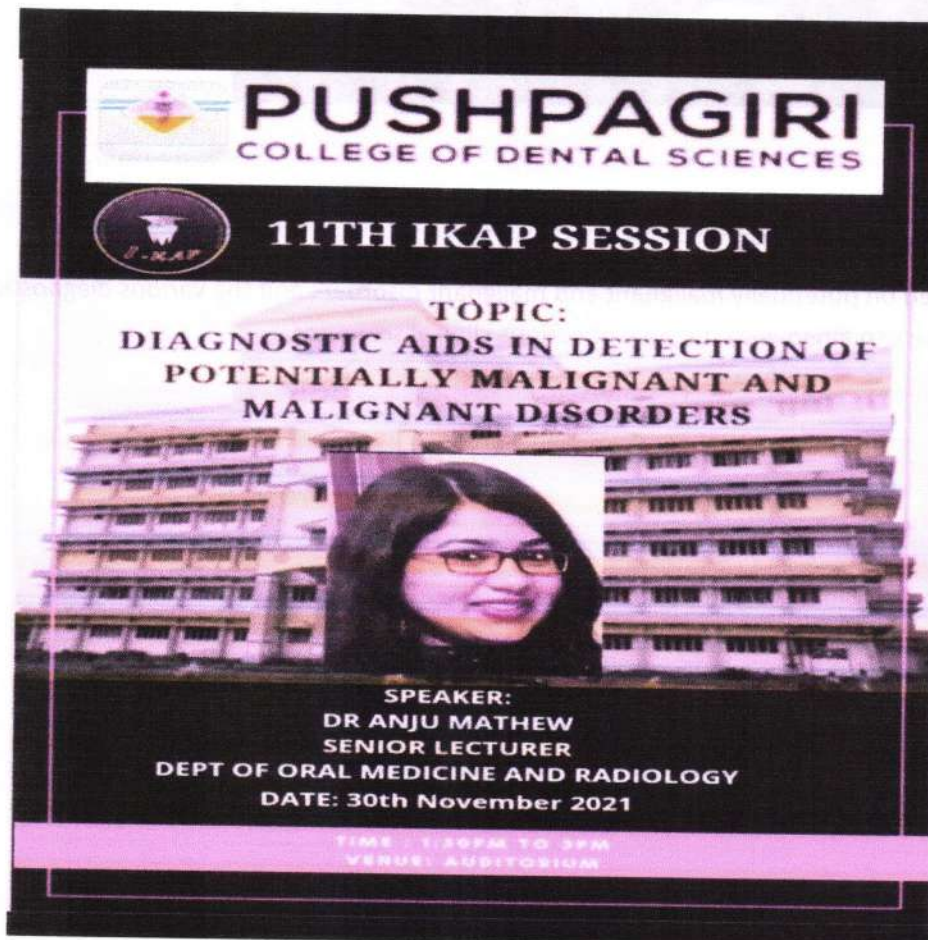
SPEAKER: DR. ANJU MATHEW

Coordinator: Dr. CHRISTY S SIMON

DATE: 30TH DECEMBER 2021

The Eleventh IKAP session was conducted on 30th December 2021 on the topic "Diagnostic aids in the detection of potentially malignant and malignant disorders" by Dr. Anju Mathew M.D.S, Senior lecturer in the Department of oral medicine and radiology, Pushpagiri College of Dental Sciences, Thiruvalla. The IKAP session was co-ordinated and conducted by Dr.Christy S Simon under the guidance of Dr.Vinod Mathew (Intern incharge, PCDS).

POSTER OF THE IKAP SESSION



PUSHPAGIRI
COLLEGE OF DENTAL SCIENCES

11TH IKAP SESSION

TOPIC:
**DIAGNOSTIC AIDS IN DETECTION OF
POTENTIALLY MALIGNANT AND
MALIGNANT DISORDERS**

SPEAKER:
DR ANJU MATHEW
SENIOR LECTURER
DEPT OF ORAL MEDICINE AND RADIOLOGY
DATE: 30th November 2021

TIME : 1:30PM TO 3PM
VENUE: AUDITORIUM

The session started at 1: 30 pm with 33 participants. Initially there was a silent prayer followed by welcome speech by Dr. Christy S Simon after which the mic was handed over to Dr. Anju Mathew.



Dr. Anju Mathew discussed on potentially malignant and malignant disorders and the various diagnostic aids in their detection. She explained with the help of various clinical scenarios.




It was a communicative session where ma'am engaged the listeners with questions and their opinions. All the doubts were cleared during the session. The IKAP session ended with vote of thanks by Dr. Dhanya Nobby.

THE FEEDBACK FORM OF THE SESSION:

<https://docs.google.com/forms/d/1vR4JuMkYrSz6uVJMbfBDE2Ro8SslvCUYAZXggus1nqQ/edit?chromeless=1>


Are you satisfied with the presentation?

28 responses




Was the session productive?

28 responses




How would you rate the presenter?

28 responses




Would you recommend this to your colleagues

28 responses




Did you understand about the various diagnostic aids in detection of malignant disorders?

28 responses



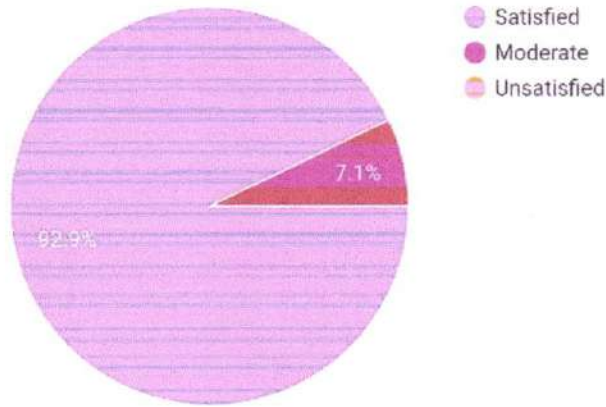
Are you confident enough in detecting a malignant disorder with these diagnostic aids

28 responses



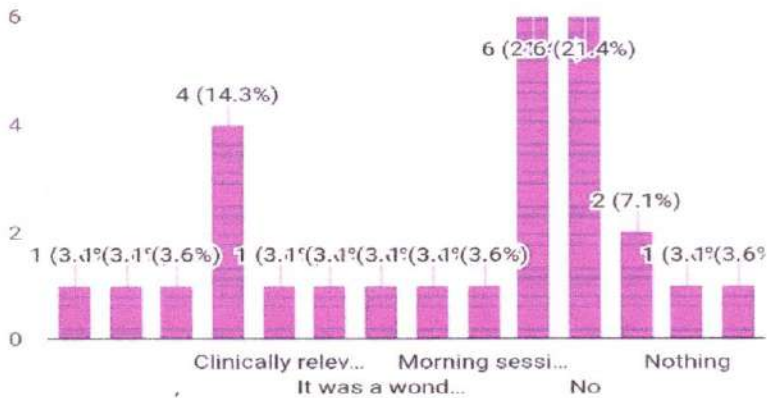
How would you rate the overall IKAP session experience?

28 responses



Do you have any suggestions to improve the session?

28 responses



RESULT:

The program was successful as 100% of the students who attended the session responded by saying that the IKAP session was informative legibly and clinically relevant.



I-KAP 2022



REPORT ON THE TWELFTH SESSION IKAP CONDUCTED BY DR. SUNU ALICE CHERIAN


TOPIC : Questionnaire Development in a Knowledge, Attitude and Practice Study

Co-ordinator : Dr. Dhanya Nobby

Date : 6th January 2022

The twelfth IKAP session was conducted on 6th January 2022 on the topic "Questionnaire development in a knowledge , attitude and practice study" by Dr. Sunu Alice Cherian BDS, Lecturer, Department of Oral Medicine and Radiology, Pushpagiri College of Dental Sciences, Thiruvalla. The IKAP session was co-ordinated and conducted by Dr. Dhanya Nobby under the guidance of Dr. Vinod. The session started at 1: 30 pm with 31 participants. The session started with welcome speech by Dr. Dhanya Nobby after which the mic was handed over to Dr. Sunu Alice Cherian. Dr. Sunu Alice Cherian discussed on various aspects of Questionnaire development in a KAP study . She explained it with the help of various examples. It was a communicative session where mam engaged the listeners with questions and their opinions. All the doubts were cleared during the session. The IKAP session ended by vote of thanks by Dr. Gayathri Vijayan.

POSTER OF THE IKAP SESSION



PUSHPAGIRI
COLLEGE OF DENTAL SCIENCES


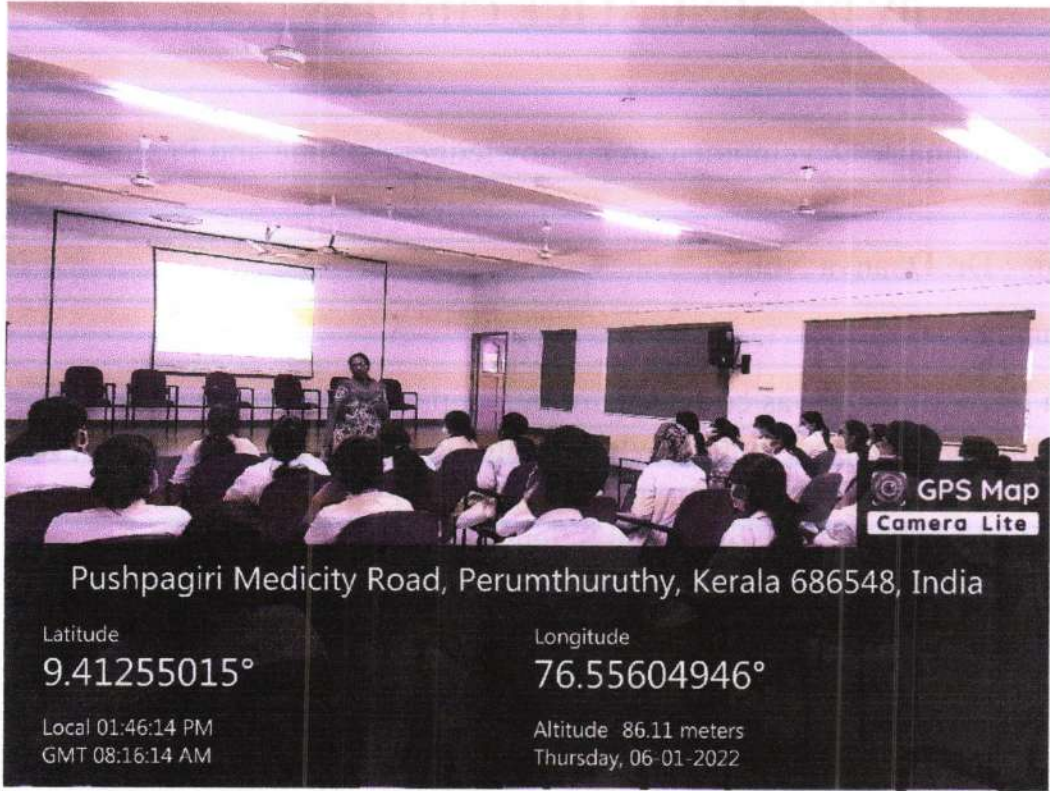
12th IKAP

Topic :
**Questionnaire Development in a
Knowledge , Attitude & Practice
Study**

SPEAKER : Sunu Alice Cherian
Lecturer
Dept. Of ORAL MEDICINE &
RADIOLOGY
Date : 06.01.2022

TIME 1:30 -3:00
VENUE - AUDITORIUM

PHOTOGRAPHS OF THE SESSION



THE FEEDBACK FORM OF THE SESSION:

https://docs.google.com/forms/d/1NQotdsGfpF4Ruiv6pXi5qcivT2gw53Nucg_CIs2UTic/edit?usp=sharing

A feedback form was sent to all the participants to collect their opinion and feedback on the session. Many questions were included aimed at evaluating the effectiveness of the session. The feedback also evaluated the skills of the presenter at communicating the topic and again the advancement in knowledge of the listeners on the topic as aimed by conducting the session.

All of the participants were satisfied with the presentation and all the participants together voted that they understood how to develop a questionnaire in a KAP study.

2. Are you satisfied with the presentation?.

31 responses



3. Was the session productive?

31 responses



4. How would you rate the presenter?

31 responses



5. Would you recommend this to your colleagues


31 responses



6. Did you understand how to prepare the questionnaire for your survey

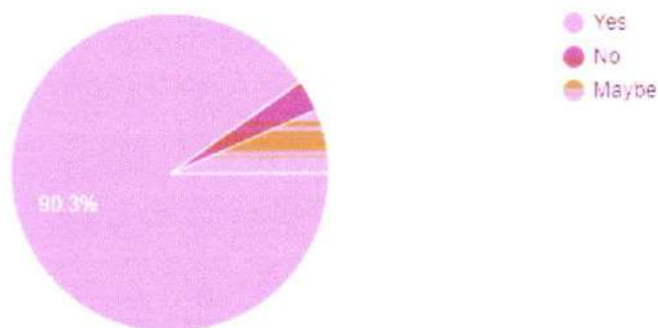
17/04/2021

31 responses



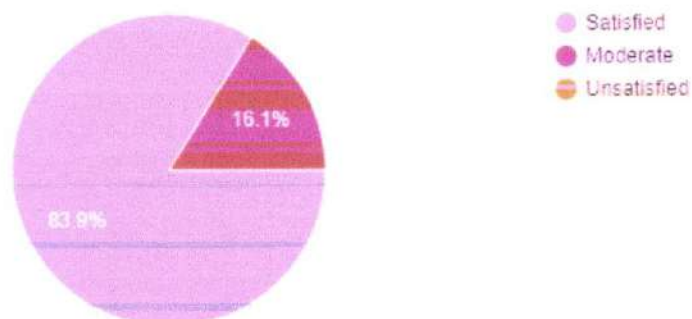
7. Are you confident enough in designing a questionnaire for a knowledge , aptitude& practice study?

31 responses



8. How would you rate the overall IKAP session experience

31 responses



On asking for suggestions to improve the session, majority seem to be satisfied with the session as it is while some suggested to improve the audio quality..

RESULT:

The program was successful as 100% of students who attended the session responded by saying that the IKAP session was informative legible & relevant

Dr. Aby Mathew T. MDS
Principal
Pushpagiri College of Dental Sciences



Type text here

REPORT ON THE THIRTEENTH IKAP SESSION

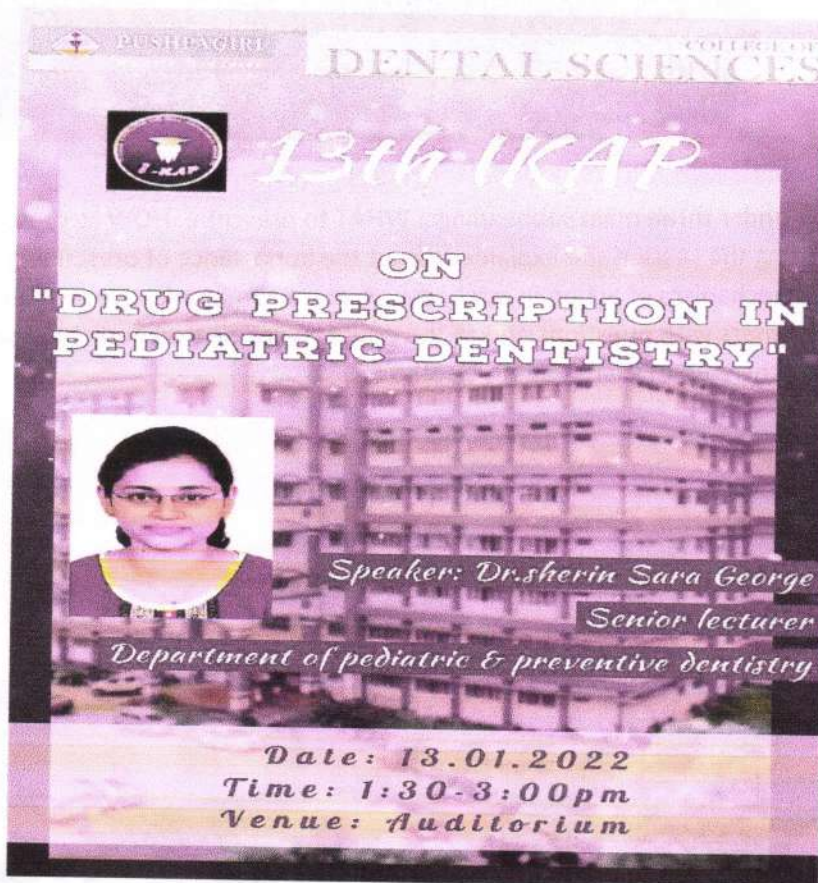
TOPIC: DRUG PRESCRIPTION IN PEDIATRIC DENTISTRY

SPEAKER: DR. SHERIN SARA GEORGE, MDS

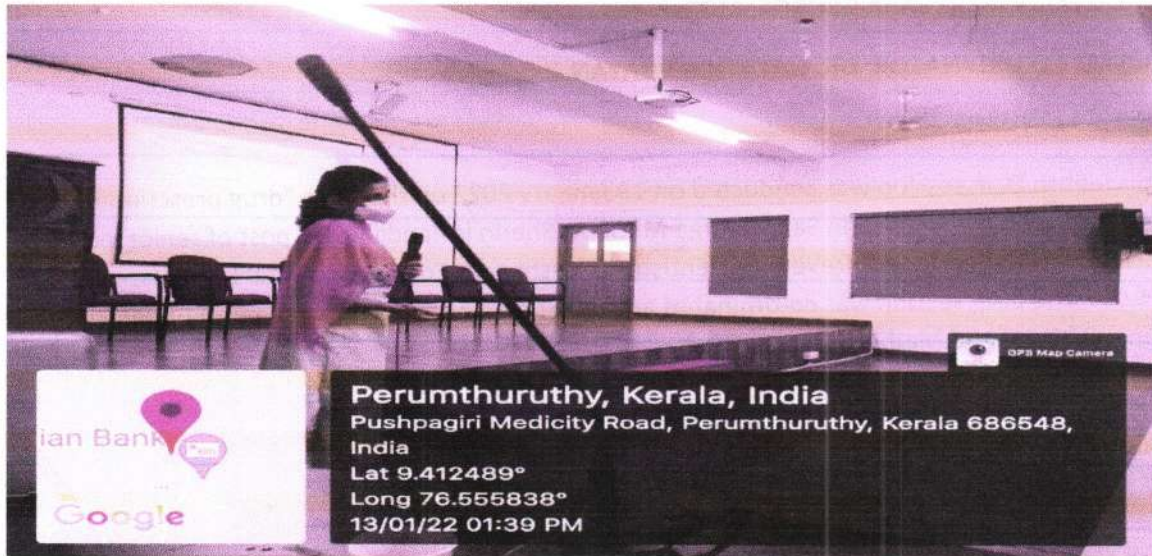
PROGRAM CO ORDINATOR: DR. GAYATHRI VIJAYAN

DATE: 13TH JANUARY 2022

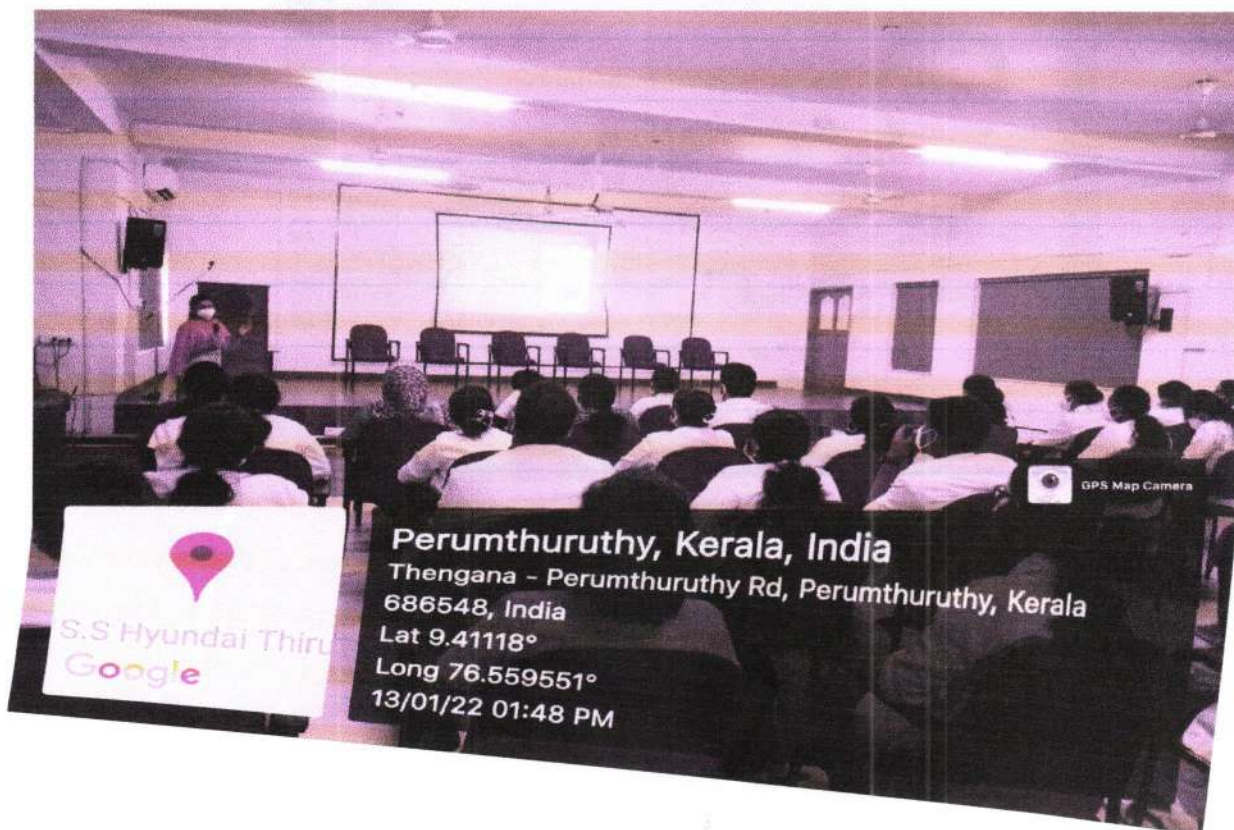
The thirteenth IKAP session was conducted on 13 January 2022 on the topic "drug prescription in pediatric dentistry" by Dr. Sherin Sara George MDS. Dr. Sherin is handling the post of senior lecturer, Department of pediatric and preventive dentistry at Pushpagiri College of Dental Sciences, Thiruvalla. The IKAP session was co-ordinated and conducted by Dr. Gayathri Vijayan under the guidance of Dr. Vinod Mathew (Interns in-charge, PCDS).



The session started at 01:30 pm with 29 participants. Initially there was a silent prayer followed by welcome speech by Dr. Gayathri Vijayan. Later on, the mic was handed over to the respected speaker of the day, Dr. Sherin Sara George. As the session progressed, Dr. Sherin discussed on drug prescription in pediatric dentistry.



She explained the topic under three main subheadings; WHAT to prescribe, HOW to prescribe and WHEN to prescribe. During the session she explained about the importance of prescribing the drugs in the right way and its mechanism of action in our body. . It was a communicative session where the speaker engaged the listeners with questions and all the doubts were cleared during the session. The IKAP session ended with the vote of thanks by Dr. Geethu S L.




THE FEEDBACK FORM OF THE SESSION:

<https://docs.google.com/forms/d/1N8rxdgKQ6zgsLsdn8PqCdvwR9Ko3ojifZHkBlhVNgZE/edit#responses>

A feedback form was sent to all the participants to collect their opinion and feedback on the session. Many questions were included aimed at evaluating the effectiveness of the session. The feedback also evaluated the skills of the presenter at communicating the topic and again the advancement in knowledge of the listeners on the topic as aimed by conducting the session. All of the participants were satisfied with the presentation and majority of the participants together voted that they understood about drug prescription in pediatric dentistry.

Are you satisfied with the presentation?


29 responses



● Yes
● No

Was the session productive?

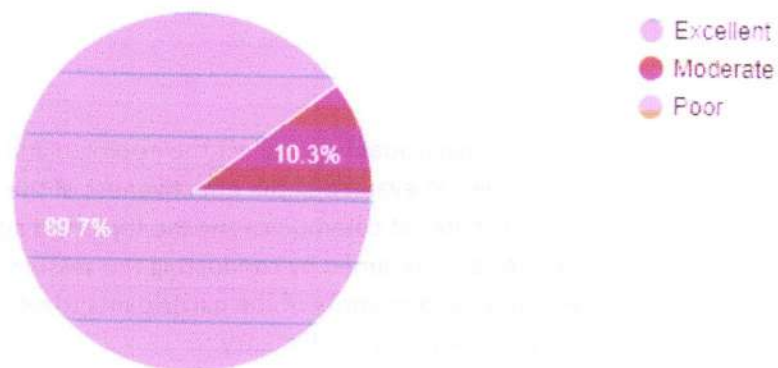
29 responses



● Yes
● No

How would you rate the presenter?

29 responses



Would you recommend this to your colleagues?

29 responses



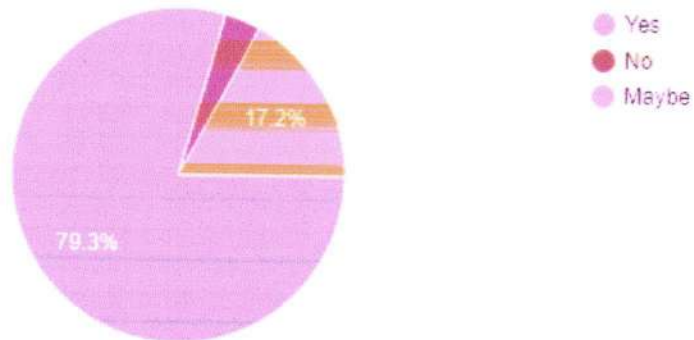
Did you understand the drug prescription in pediatric dentistry?

29 responses



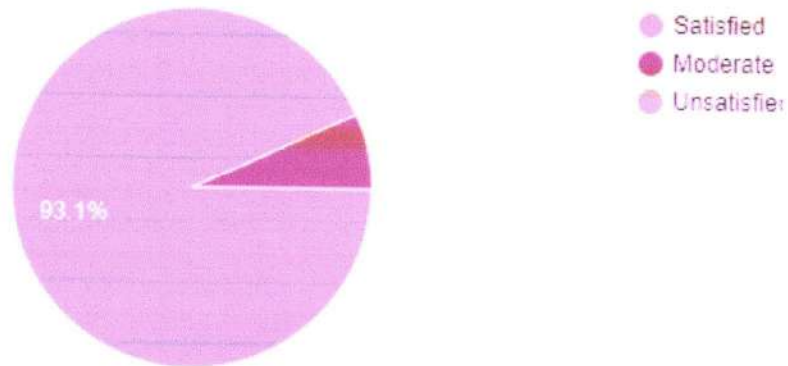
Are you confident enough to prescribe drugs for pediatric patients?

29 responses



How would you rate the overall IKAP session experience?

29 responses



On asking for suggestions to improve the session, majority seem to be satisfied with the session as it is while some suggested to improve the audio quality and others prefer the session to be held in the morning.

RESULT: The program was successful as 100% of students who attended the session responded by saying that the IKAP session was informative legibly & clinically relevant.

Dr. Aby Mathew T. MDS
Principal
Pushpagiri College of Dental Sciences



REPORT ON THE FOURTEENTH IKAP SESSION

TOPIC: DRUG PRESCRIPTION IN PEDIATRIC DENTISTRY

SPEAKER: DR. SHERIN SARA GEORGE, MDS

PROGRAM CO ORDINATOR: DR. GEETHU S L

DATE: 20th JANUARY 2022

The fourteenth IKAP session was conducted on 20th January 2022 on the topic "drug prescription in pediatric dentistry by Dr. Sherin Sara George MDS. Dr. Sherin is handling the post of senior lecturer, Department of pediatric and preventive dentistry at Pushpagiri College of Dental Sciences, Thiruvalla. The IKAP session was co-ordinated and conducted by Dr. GEETHU S L under the guidance of Dr. Vinod Mathew (Interns in-charge, PCDS).



PUSHPAGIRI

COLLEGE OF
DENTAL SCIENCES



14th IKAP session

DRUG PRESCRIPTION IN PEDIATRIC DENTISTRY

2nd session

Date: 20.01.2022

Time: 1:30-3:00pm

Venue: Auditorium

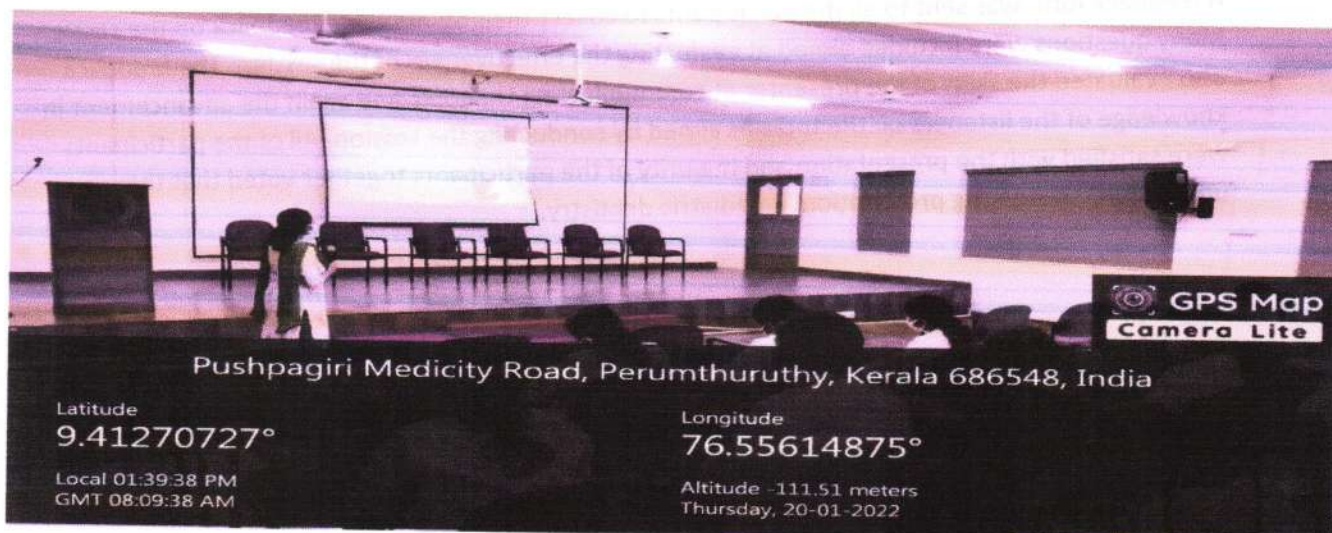


Speaker: Dr. Sherin Sara George

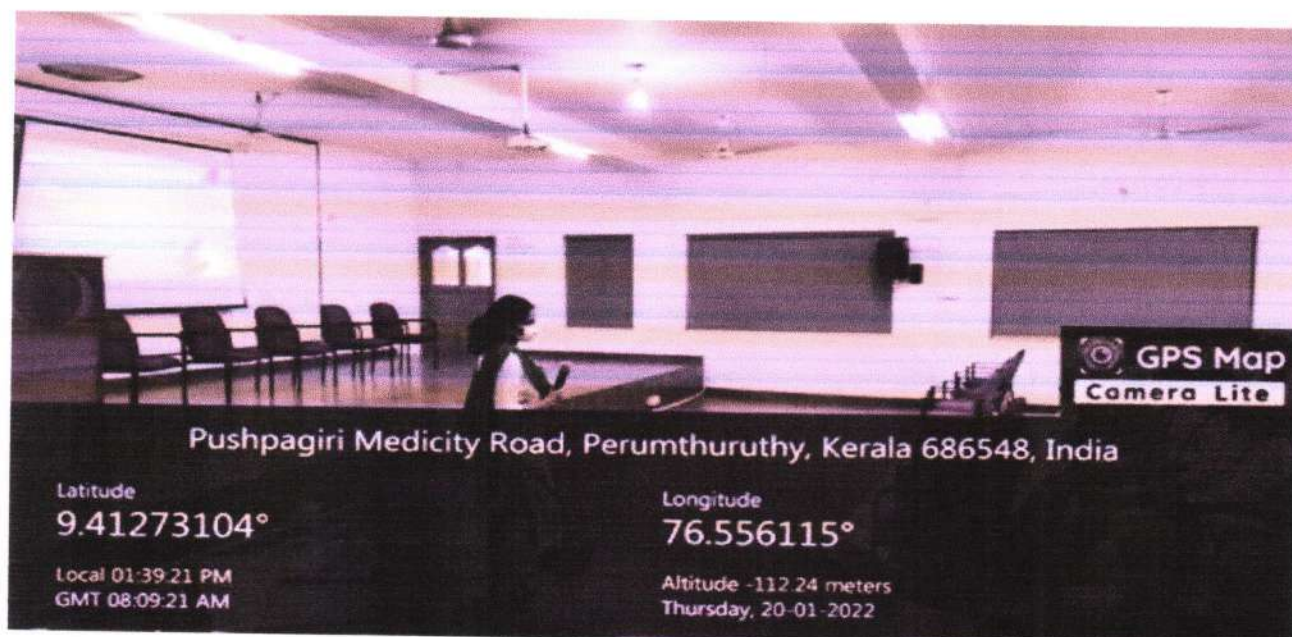
Senior lecturer

Department of pediatric & preventive dentistry

The session started at 01:30 pm with 20 participants. Initially there was a silent prayer followed by welcome speech by Dr. Geethu S L. Later on, the mic was handed over to the respected speaker of the day, Dr. Sherin Sara George. As the session progressed, Dr. Sherin discussed on drug prescription in pediatric dentistry.



She explained the topic under three main subheadings; WHAT to prescribe, HOW to prescribe and WHEN to prescribe. During the session she explained about the importance of prescribing the drugs in the right way and its mechanism of action in our body. It was a communicative session where the speaker engaged the listeners with questions and all the doubts were cleared during the session. The IKAP session ended with the vote of thanks by Dr. JOHN CHRISTOPHER JOSE.




THE FEEDBACK FORM OF THE SESSION:

https://docs.google.com/forms/d/1RW92-fdvgFEkKMB0945Wn7_ihSXS7GCRqpa21QmyLg8/edit#responses

A feedback form was sent to all the participants to collect their opinion and feedback on the session. Many questions were included aimed at evaluating the effectiveness of the session. The feedback also evaluated the skills of the presenter at communicating the topic and again the advancement in knowledge of the listeners on the topic as aimed by conducting the session. All of the participants were satisfied with the presentation and majority of the participants together voted that they understood about drug prescription in pediatric dentistry.

Are you satisfied with the presentation ?

19 responses




Was the session productive ?

19 responses



How would you rate the presenter ?

19 responses




Would you recommend this to your colleagues ?

19 responses



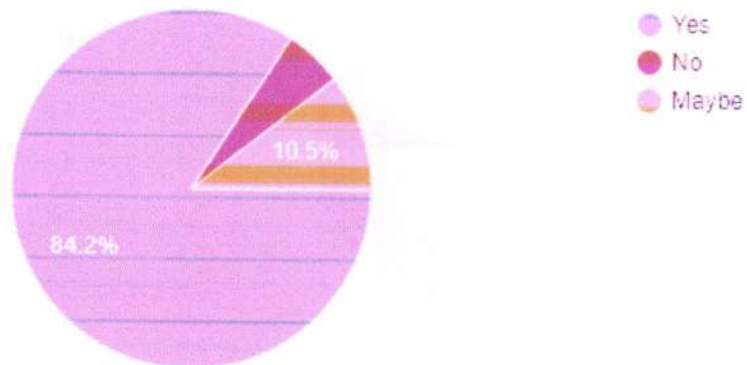
Did you understand the drug prescription in pediatric dentistry

19 responses



Are you confident enough to prescribe drugs for pediatric patients ?

19 responses



How would you rate the overall IKAP session experience?

19 responses



On asking for suggestions to improve the session, majority seem to be satisfied with the session as it is while some suggested to improve the audio quality and others prefer the session to be held in the morning.

RESULT: The program was successful as 100% of students who attended the session responded by saying that the IKAP session was informative legibly & clinically relevant.

REPORT ON THE FIFTEENTH IKAP SESSION

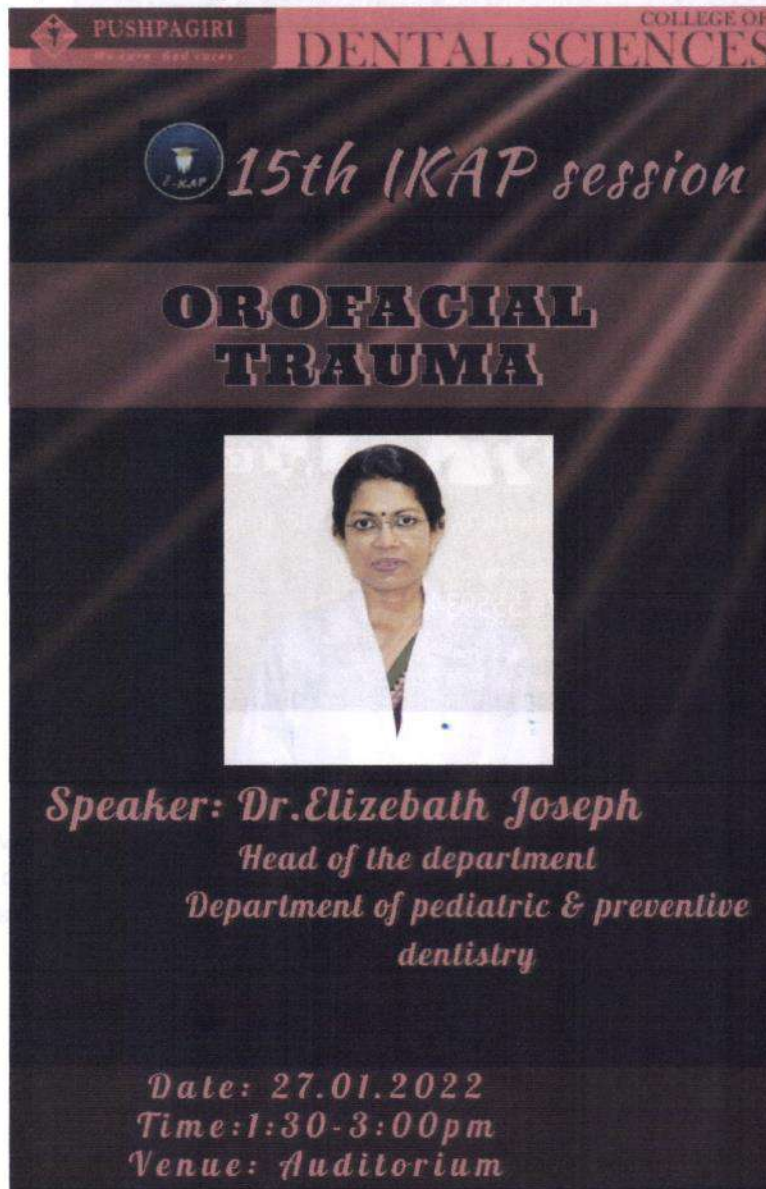
TOPIC: OROFACIAL TRAUMA

SPEAKER: DR. ELIZEBATH JOSEPH, MDS

PROGRAM COORDINATOR: DR. JOHN CHRISTOPHER JOSE

DATE: 27TH JANUARY 2022


The fifteenth IKAP session was conducted on 27 January 2022 on the topic 'orofacial trauma' by Dr Elizebath Joseph, MDS. Dr. Elizebath Joseph is handling the post of professor and HOD, Department of pediatric and preventive dentistry at Pushpagiri College of Dental Sciences, Thiruvalla. The IKAP session was co-ordinated and conducted by Dr. John Christopher Jose under the guidance of Dr. Vinod Mathew (Interns in-charge, PCDS).



PUSHPAGIRI COLLEGE OF DENTAL SCIENCES

15th IKAP session

OROFACIAL TRAUMA



Speaker: Dr. Elizebath Joseph
Head of the department
Department of pediatric & preventive dentistry

Date: 27.01.2022
Time: 1:30-3:00pm
Venue: Auditorium



The session started at 01:30 pm with 20 participants. Initially there was a silent prayer followed by welcome speech by Dr. John Christopher Jose. Later on, the mic was handed over to the respected speaker of the day, Dr. Elizebath. As the session progressed, Dr. Elizebath discussed on orofacial trauma.


She explained mainly about avulsions and its management. She presented several cases and discussed about how to manage .It was a communicative session where the speaker engaged the listeners with questions and all the doubts were cleared during the session. The IKAP session ended with the vote of thanks by Dr. Kaajal Anna Varghese.

THE FEEDBACK FORM OF THE SESSION:

https://docs.google.com/forms/d/e/1FAIpQLSeswHAR53140I3OsiEj4Pm2s69B1fxVxddJ7TvaBkcTO757WQ/viewform?usp=sf_link


A feedback form was sent to all the participants to collect their opinion and feedback on the session. Many questions were included aimed at evaluating the effectiveness of the session. The feedback also evaluated the skills of the presenter at communicating the topic and again the advancement in knowledge of the listeners on the topic as aimed by conducting the session. All of the participants were satisfied with the presentation and majority of the participants together voted that they understood about drug prescription in pediatric dentistry.

Are you satisfied with the presentation?
20 responses



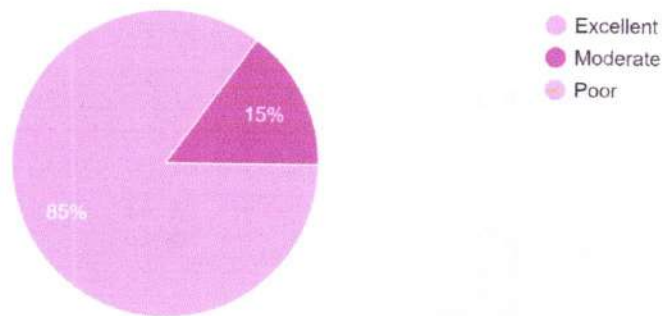
Was the session productive?

20 responses




How would you rate the presenter ?

20 responses




Would you recommend this to your colleagues?

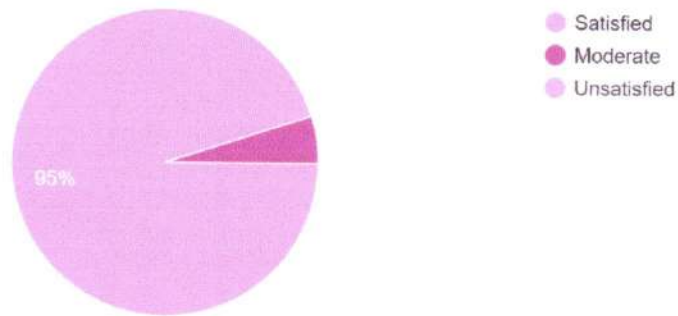
20 responses



Did you understand the management of Orofacial Trauma in pediatric patients
20 responses



How would you rate the overall IKAP SESSION experience?
20 responses



On asking for suggestions to improve the session, majority seem to be satisfied with the session as it is while some suggested to improve the audio quality and others prefer the session to be held in the morning.

RESULT: The program was successful as 100% of students who attended the session responded by saying that the IKAP session was informative legibly & clinically relevant.

Dr. Aby Mathew T. MDS
Principal
Pushpagiri College of Dental Sciences



Type text here

REPORT ON THE SIXTEENTH IKAP SESSION

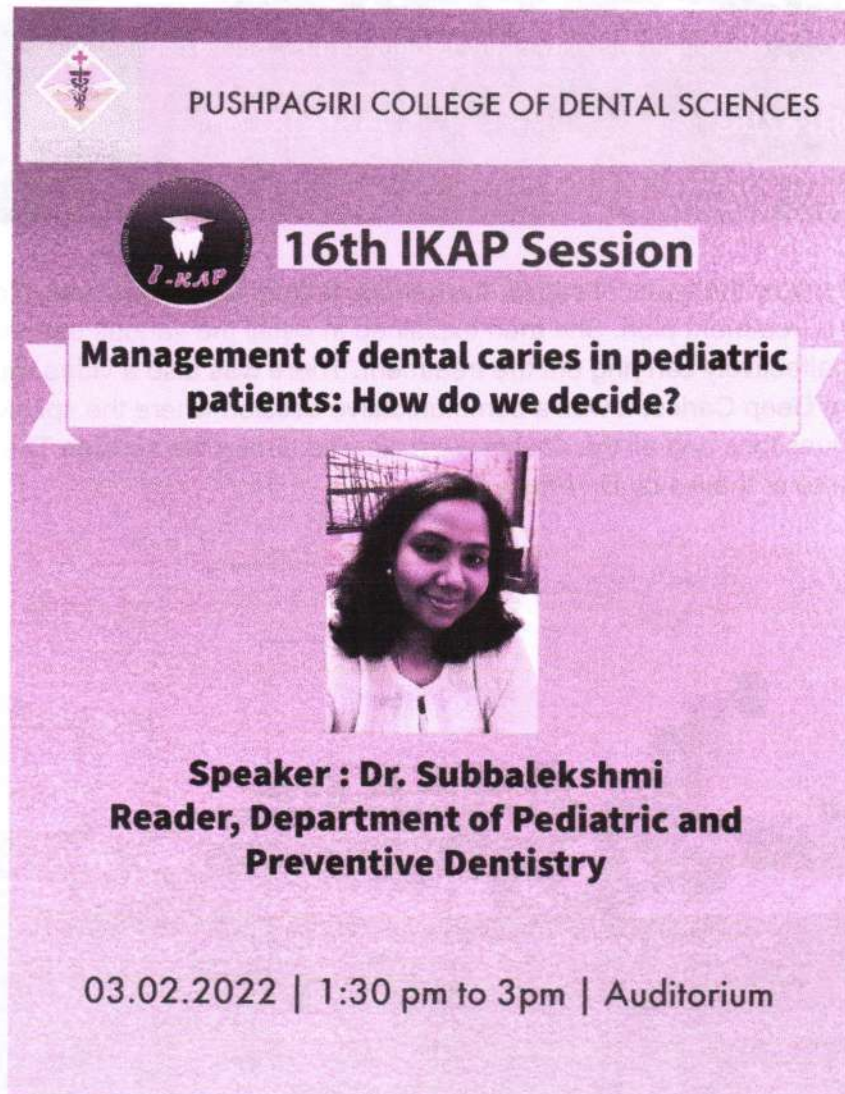
TOPIC: MANAGEMENT OF DENTAL CARIES IN PEDIATRIC PATIENTS: HOW DO WE DECIDE?

SPEAKER: DR. SUBBALEKSHMI, MDS

PROGRAM COORDINATOR: DR. KAAJAL ANNA VARGHESE

DATE: 3RD FEBRUARY, 2022.

The sixteenth IKAP session was conducted on 3rd February 2022 on the topic "Management of Dental caries on pediatric patients: How do we decide?" by Dr. Subbalekshmi MDS. Dr. Subbalekshmi is handling the post of Reader, Department of Pediatric and Preventive dentistry at Pushpagiri College of Dental Sciences, Thiruvalla. The IKAP session was coordinated and conducted by Dr. Kaajal Anna Varghese under the guidance of Dr. Vinod Mathew (Interns in-charge, PCDS).



PUSHPAGIRI COLLEGE OF DENTAL SCIENCES

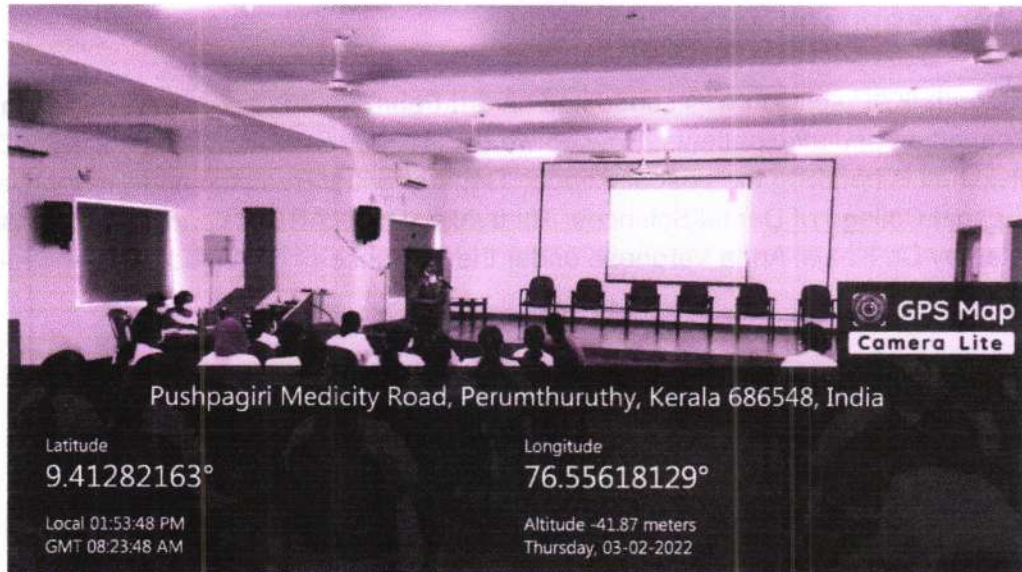
16th IKAP Session

Management of dental caries in pediatric patients: How do we decide?

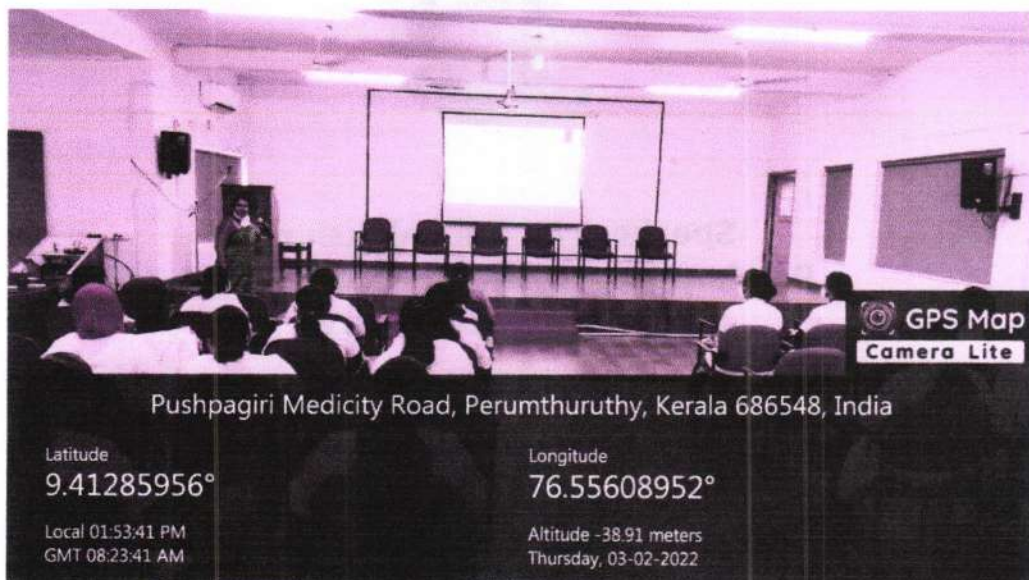
Speaker : Dr. Subbalekshmi
Reader, Department of Pediatric and Preventive Dentistry

03.02.2022 | 1:30 pm to 3pm | Auditorium

The session started at 01:30 pm with 29 participants. Initially there was a silent prayer followed by a welcome speech by Dr. Kaajal Anna Varghese. Later on, the mic was handed over to the respected speaker of the day, Dr. Subbalekshmi. As the session progressed, Dr. Subbalekshmi discussed the Management of Dental caries in pediatric patients in a simplified manner.



She explained briefly the types of caries, the various factors we should take into consideration while deciding a treatment plan. She then explained in detail the various treatment options and clinical tips for effectively carrying out the treatment. There was also a video clip showing Management of Deep Caries. It was a communicative session where the speaker engaged the listeners with questions and all the doubts were cleared during the session. The IKAP session ended with a vote of thanks by Dr. Princy Eapen.



THE FEEDBACK FORM OF THE SESSION:

A feedback form was sent to all the participants to collect their opinion and feedback on the session. Many questions were included aimed at evaluating the effectiveness of the session. The feedback also evaluated the skills of the presenter at communicating the topic and again the advancement in knowledge of the listeners on the topic as aimed by conducting the session. All of the participants were satisfied with the presentation and the majority of the participants together voted that they understood management of dental caries in pediatric dentistry.

Did you understand the management of dental caries in Pediatric patients?

29 responses

 Copy



Yes
 No
 Maybe

Was the session productive?

29 responses

 Copy

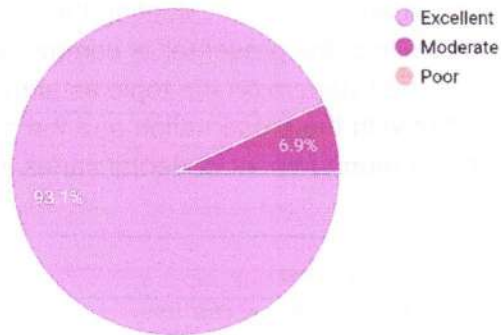


Yes
 No

How would you rate the presenter?

 Copy


29 responses



Would you recommend this to your colleagues?

 Copy


29 responses



Did you understand the management of dental caries in Pediatric patients?

 Copy

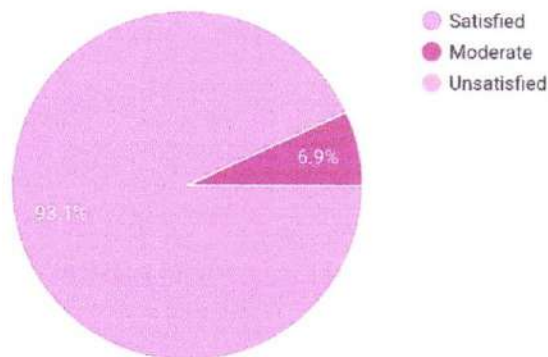
29 responses



How would you rate the overall IKAP session experience?

 Copy

29 responses



On asking for suggestions to improve the session, majority seem to be satisfied with the session as it is while some suggested to improve the audio quality and others prefer the session to be held in the morning.

RESULT: The program was successful as 100% of students who attended the session responded by saying that the IKAP session was informative, legibly & clinically relevant.

REPORT ON THE 17TH IKAP SESSION

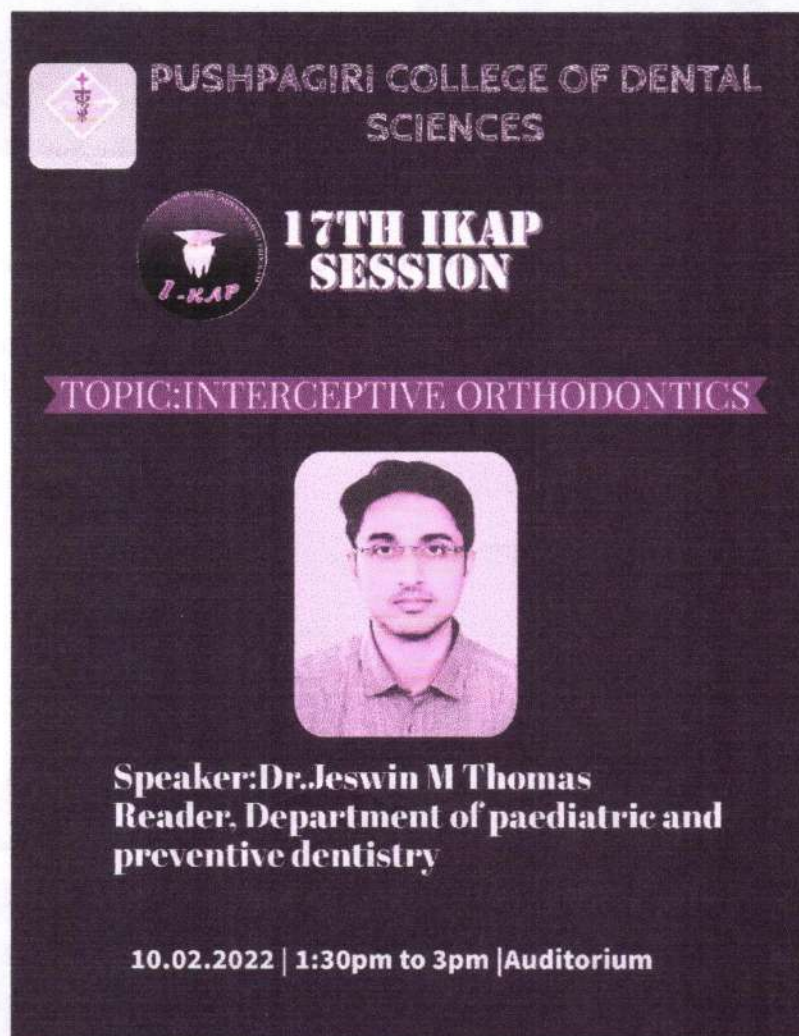
TOPIC:INTERCEPTIVE ORTHODONTICS

SPEAKER :DR.JESWIN M THOMAS

PROGRAM COORDINATOR :DR.PRINCY EAPEN

DATE:10TH FEBRUARY 2022

The 17th IKAP session was conducted on 10th February 2022 on the topic “INTERCEPTIVE ORTHODONTICS “ by Dr. Jeswin M Thomas.Dr.Jeswin is handling the post of Reader, Department of Paediatric and Preventive Dentistry at Pushpagiri College of Dental Sciences,Thiruvalla.The IKAP session was co-ordinated and conducted by Dr.Princy Eapen under the guidance of Dr.Vinod Mathew(interns in-charge, PCDS).



PUSHPAGIRI COLLEGE OF DENTAL SCIENCES


17TH IKAP SESSION

TOPIC:INTERCEPTIVE ORTHODONTICS

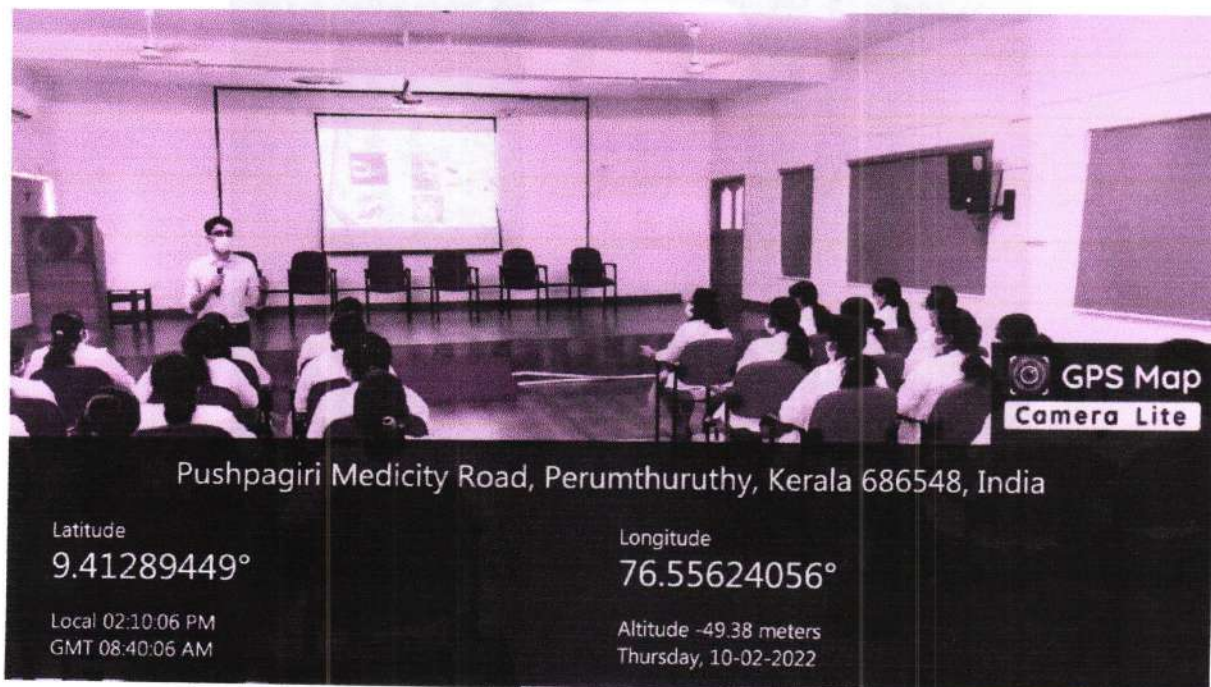
Speaker:Dr.Jeswin M Thomas
Reader, Department of paediatric and preventive dentistry

10.02.2022 | 1:30pm to 3pm | Auditorium

The session started at 1:30pm with 33 participants. Initially there was a silent prayer followed by welcome speech by Dr. Princy Eapen. Later on, the mic was handed over to the respected speaker of the day Dr. Jeswin M Thomas. As the session progressed, Dr. Jeswin discussed on "INTERCEPTIVE ORTHODONTICS".

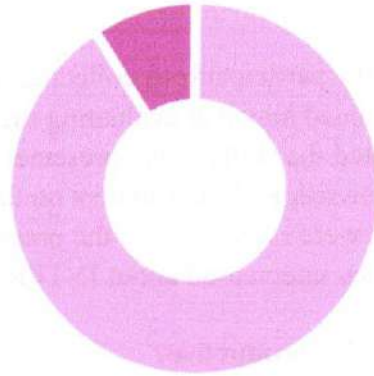


He explained the topic under Introduction and various clinical cases. He explained the clinical features of the cases as well as the treatment modalities to be followed. It was a communicative session where the speaker engaged the listeners with questions and all the doubts were cleared during the session. The IKAP session ended with the vote of thanks by Dr. Rani Teresa Jose.



How would you rate the presenter?


Pie



- 30 : Excellent
- 3 : Moderate
- 0 : Poor

Would you recommend this to your colleagues?

Pie



- 33 : Yes
- 0 : No

Dr. Aby Mathew T. MDS
Principal
Pushpagiri College of Dental Sciences



Type text here


THE FEEDBACK FORM OF THE SESSION:

https://docs.google.com/forms/d/e/1FAIpQLScpHz-7Zb0cbXw_0wExRpeL-2KHexE9jp5AnQvPLRvQCJs_Q/viewform

A feedback form was sent to all the participants to collect their opinion and feedback on the session. Many questions were included aimed at evaluating the effectiveness of the session. The feedback also evaluated the skills of the presenter at communicating the topic and again the advancement in knowledge of the listeners on the topic as aimed by conducting the session. All of the participants were satisfied with the presentation and majority of the participants together voted that they understood about INTERCEPTIVE ORTHODONTICS.

Was the session productive?


Pie



■ 33 : Yes
■ 0 : No

Are you satisfied with the presentation?


Pie



■ 33 : Yes
■ 0 : No

Did you understand the concept of interceptive orthodontics?

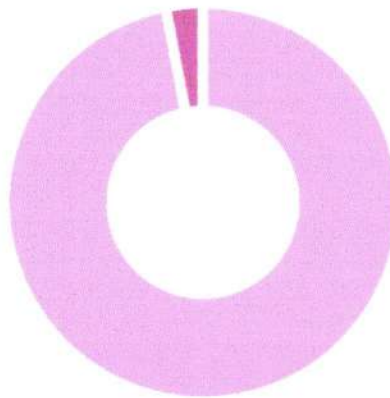
Pie



- 32 : Yes
- 0 : No
- 1 : Maybe
- 0 : other

How would you rate the overall IKAP Session experience?

Pie



- 32 : Satisfied
- 1 : Moderate
- 0 : Unsatisfied
- 0 : other

On asking for suggestions to improve the session, majority seem to be satisfied with the session as it is, while some suggested to improve the audio quality and others prefer the session to be held in the morning.

RESULT: The program was successful as 100% of students who attended the session responded by saying that IKAP session was informative legibly and clinically relevant.

REPORT ON THE EIGHTEENTH IKAP SESSION


TOPIC: ENDODONTIC THERAPY IN YOUNG PERMANENT TEETH

SPEAKER: DR. MIRANDA ANN GEORGE, MDS


PROGRAM CO ORDINATOR: DR. RANI TERESA JOSE

DATE: 17TH FEBRUARY 2022

The eighteenth IKAP session was conducted on 17 February 2022 on the topic "Endodontic therapy in young permanent teeth" by Dr. Miranda Ann George, MDS. Dr. Miranda is handling the post of Senior Lecturer, Department of Paediatric and Preventive Dentistry at Pushpagiri College of Dental Sciences, Thiruvalla. The IKAP session was co-ordinated and conducted by Dr. Rani Teresa Jose under the guidance of Dr. Vinod Mathew (Interns in-charge, PCDS).




PUSHPAGIRI
COLLEGE OF DENTAL SCIENCES



18th I KAP SESSION


TOPIC :
ENDODONTIC THERAPY IN YOUNG PERMANENT TEETH




DR. MIRANDA ANN GEORGE , MDS
Senior Lecturer
Department Of Paediatric And
Preventive Dentistry

17/02/2022 1:30PM PCDS AUDITORIUM , LEVEL 3

The session started at 01:30 pm with 34 participants. Initially there was a silent prayer followed by welcome speech by Dr. Rani Teresa Jose. Later on, the mic was handed over to the respected speaker of the day, Dr. Miranda Ann George. As the session progressed, Dr. Miranda discussed on endodontic therapy in young permanent teeth.



She explained the importance of indirect pulp capping, pulpotomy, pulpectomy, apexogenesis and apexification. It was a communicative session where the speaker engaged the listeners with questions and all the doubts were cleared during the session. The IKAP session ended with the vote of thanks by Dr. Aju George.




THE FEEDBACK FORM OF THE SESSION:

<https://docs.google.com/forms/d/1MmLIWVgU14W3MOKbsaYIUY1crfqUKUr uSfrBFbRpmno/edit>

A feedback form was sent to all the participants to collect their opinion and feedback on the session. Many questions were included aimed at evaluating the effectiveness of the session. The feedback also evaluated the skills of the presenter at communicating the topic and again the advancement in knowledge of the listeners on the topic as aimed by conducting the session. All of the participants were satisfied with the presentation and majority of the participants together voted that they understood about endodontic therapy in young permanent teeth.

Are you satisfied with the presentation?


34 responses



- Yes
- No

Was the session productive?


34 responses



- Yes
- No

How would you rate the presenter?


34 responses



- Excellent
- Moderate
- Poor

Would you recommend this to your colleagues?


34 responses



- Yes
- No

Did you understand endodontic therapy in young permanent teeth?

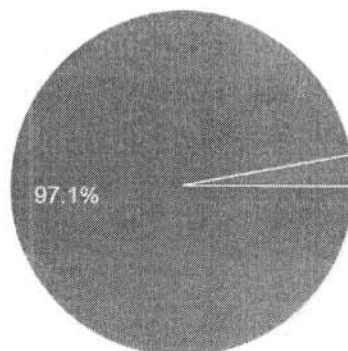
34 responses



- Yes
- No
- Maybe
- Other

How would you rate the overall IKAP session experience?

34 responses



- Satisfied
- Moderate
- Unsatisfied
- Other

Dr. Aby Mathew T. MDS
Principal
Pushpagiri College of Dental Sciences



On asking for suggestions to improve the session, majority seem to be satisfied with the session as it is while some suggested to improve the audio quality and others prefers the session to be held in the morning.

RESULT: The program was successful as 100% of students who attended the session responded by

REPORT ON THE 19th IKAP SESSION

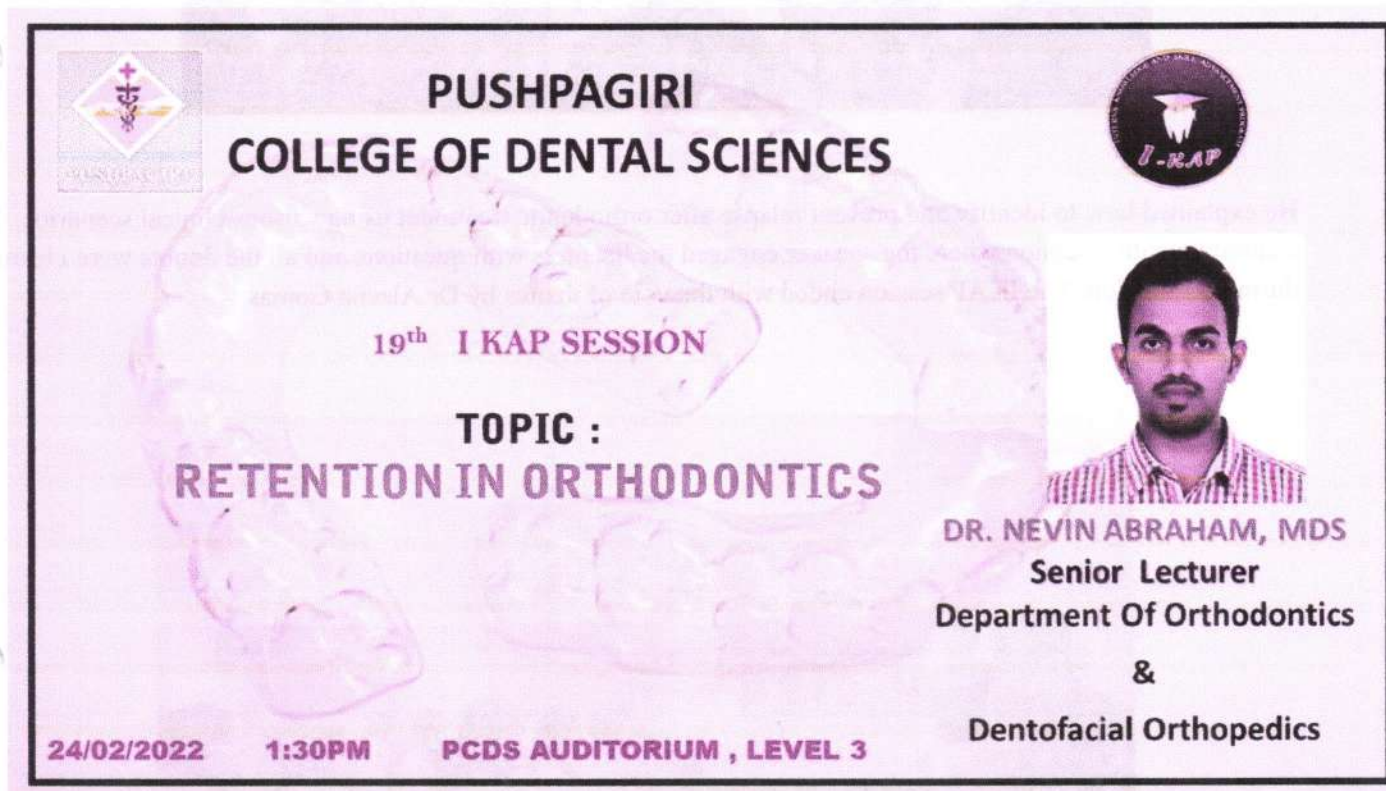
TOPIC : RETENTION IN ORTHODONTICS

SPEAKER : Dr.NEVIN ABRAHAM ,MDS

PROGRAM CO ORDINATOR : DR. AJU GEORGE

DATE : 24th FEBRUARY 2022


The 19th IKAP session was conducted on 24th February 2022 on the topic “ Retention in orthodontics” by Dr.Nevin Abraham. Dr. Nevin is handling the post of Senior Lecturer , Department of Orthodontics at Pushpagiri College of Dental Sciences, Thiruvalla. The IKAP session was co-ordinated and conducted by Dr. Aju George under the guidance of Dr. Vinod Mathew (Interns in-charge, PCDS).



PUSHPAGIRI
COLLEGE OF DENTAL SCIENCES

19th I KAP SESSION

TOPIC :
RETENTION IN ORTHODONTICS



DR. NEVIN ABRAHAM, MDS
Senior Lecturer
Department Of Orthodontics
&
Dentofacial Orthopedics

24/02/2022 1:30PM PCDS AUDITORIUM , LEVEL 3

The session started at 01:30 pm with 47 participants. Initially there was a silent prayer followed by welcome speech by Dr. Aju George. Later on, the mic was handed over to the respected speaker of the day, Dr. Nevin Abraham. As the session progressed, Dr. Nevin discussed on methods to prevent orthodontic relapse..



He explained how to identify and prevent relapse after orthodontic treatment using various clinical scenarios.. It was a communicative session where the speaker engaged the listeners with questions and all the doubts were cleared during the session. The IKAP session ended with the vote of thanks by Dr. Aleena Gomas.




THE FEEDBACK FORM OF THE SESSION:

https://docs.google.com/forms/d/1m9CuLBUGI_sN3I3R9GB4NeHb0QErWgie219BMgBMwbQ/edit

A feedback form was sent to all the participants to collect their opinion and feedback on the session. Many questions were included aimed at evaluating the effectiveness of the session. The feedback also evaluated the skills of the presenter at communicating the topic and again the advancement in knowledge of the listeners on the topic as aimed by conducting the session.

Would you recommend this to your colleagues?


24 responses



Yes
No

Are you satisfied with the presentation?

24 responses



Yes
No

Did you understand about RETENTION & RELAPSE

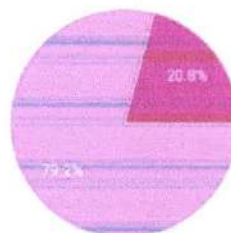
24 responses



Yes
No

How would you rate the presenter

24 responses



Excellent
Good
Fair

Did you feel it necessary to know about RETENTION & RELAPSE


24 responses



Yes
No

Was the session productive


24 responses



Yes
No

How would you rate the overall IKAP session experience

24 responses



Satisfied
Moderate
Dissatisfied

All of the participants were satisfied with the presentation and all the participants together voted that they understood about Retention in orthodontics.

On asking for suggestions to improve the session, majority seem to be satisfied with the session as it is while some suggested to improve the audio quality and others prefers the session to be held in the morning.

RESULT:

The program was successful as 100% of students who attended the session responded by saying that the IKAP session was informative legibly & clinically relevant.

Dr. Aby Mathew T. MDS
Principal
Pushpagiri College of Dental Sciences



Type text here

REPORT OF THE 20TH IKAP SESSION CONDUCTED BY DR.BENLEY GEORGE

Topic: WHAT AFTER BDS?

Co ordinator: Dr.Aleena Gomas

Date: 10 March 2022

20th IKAP session was conducted on 10th March 2022 on the topic WHAT AFTER BDS? by Dr.Benley George, Head of the department of PUBLIC HEALTH DENTISTRY, PCDS. The session was co ordinated by Dr.Aleena Gomas under the guidance of Dr.Vinod.

Session started at 1.30pm with 32 participants and welcome speech was delivered by Dr.Aleena Gomas after which the mic was handed over to Dr.Benley George. Sir discussed various opportunities after bds in India and abroad.It was very informative and interactive session and at the end of the session everyone got an idea to choose thier carrier after BDS.The IKAP session ended by vote of thanks by Dr.Annu Chacko.

POSTER OF THE IKAP SESSION



PUSHPAGIRI COLLEGE OF DENTAL
SCIENCES


20th IKAP

WHAT AFTER BDS?

TO GUIDE YOUR FUTURE

10 March, 2022

1:30pm to 3:00pm



DR. BENLEY GEORGE
VICE PRINCIPAL,
HEAD OF THE DEPARTMENT
PUBLIC HEALTH DENTISTRY

Venue: PCDS AUDITORIUM, LEVEL 3



Pushpagiri Medicity Road, Perumthuruthy, Kerala 686548, India

Latitude
9.41264742°

Longitude
76.5570181°

Local 03:03:57 PM
GMT 09:33:57 AM


Altitude -62.31 meters
Thursday, 10-03-2022

FEEDBACK FORM OF THE SESSION

<https://forms.gle/rc17qk3PggSjVewA7>


Are you satisfied with the session

32 responses



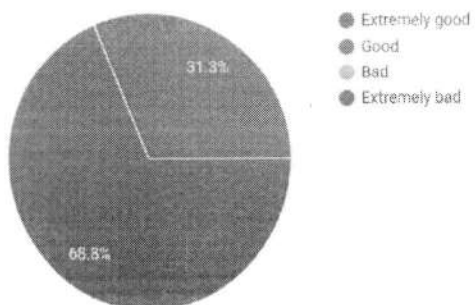
Was the session productive?

32 responses




How would you rate the presenter

32 responses



Would you recommend this to your colleagues

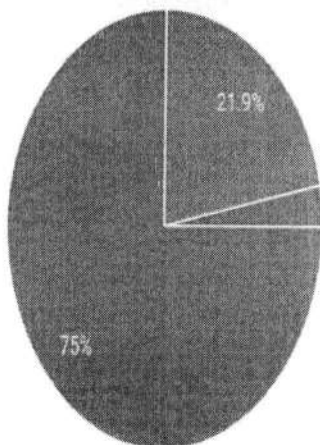
32 responses



- Yes
- No

what will you choose after bds

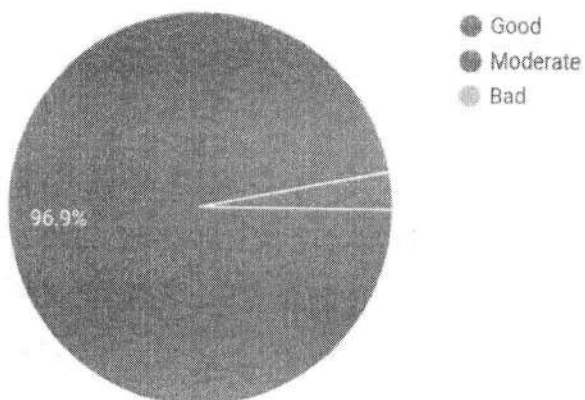
32 responses



- Higher studies
- General practitioner
- Own clinic
- Business

How would you rate the overall session

32 responses



RESULT

The program was successful as 100% of student attended responded by saying session was productive and satisfied

Dr. Aby Mathew T. MDS
Principal
Pushpagiri College of Dental Sciences



Type text here

REPORT ON THE 21st IKAP SESSION

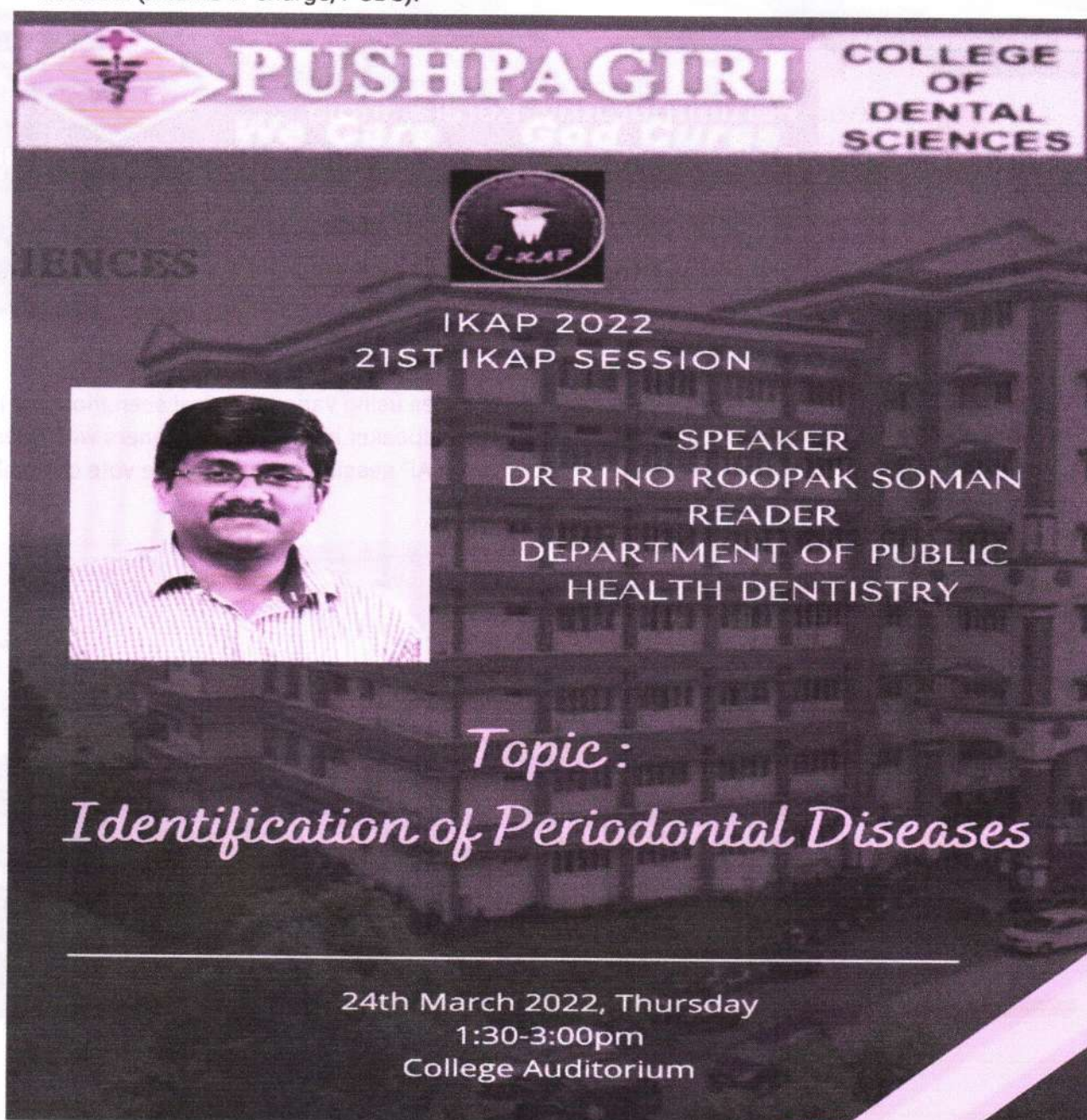
TOPIC : IDENTIFICATION OF PERIODONTAL DISEASES

SPEAKER : DR. RINO ROOPA AK SOMAN,MDS

PROGRAM CO ORDINATOR : DR. ANNU CHACKO

DATE : 24th March 2022

The twenty first IKAP session was conducted on 24th March 2022 on the topic " Identification of Periodontal Diseases" by Dr. Rino Roopak Soman. Dr. Rino is handling the post of Reader, Department of Public Health Dentistry at Pushpagiri College of Dental Sciences, Thiruvalla. The IKAP session was co-ordinated and conducted by Dr. Annu Chacko under the guidance of Dr. Vinod Mathew (Interns in-charge, PCDS).



PUSHPAGIRI COLLEGE OF DENTAL SCIENCES
We Care God Cures

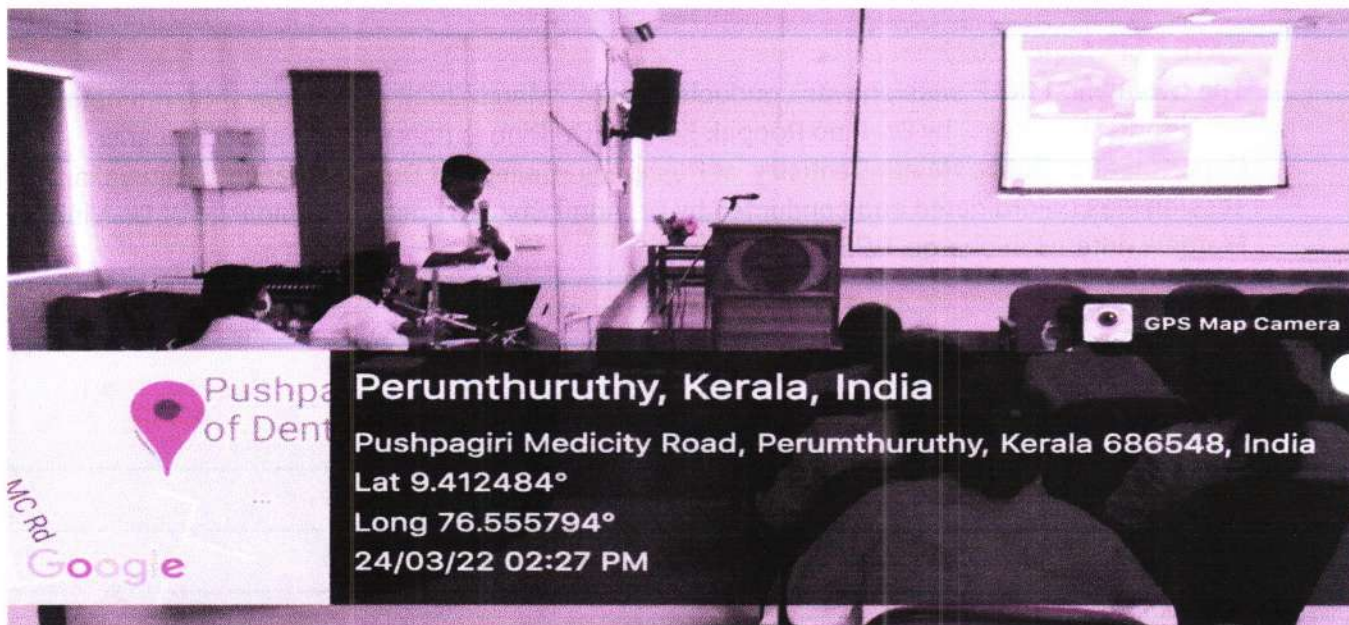
IKAP 2022
21ST IKAP SESSION

SPEAKER
DR RINO ROOPA AK SOMAN
READER
DEPARTMENT OF PUBLIC
HEALTH DENTISTRY

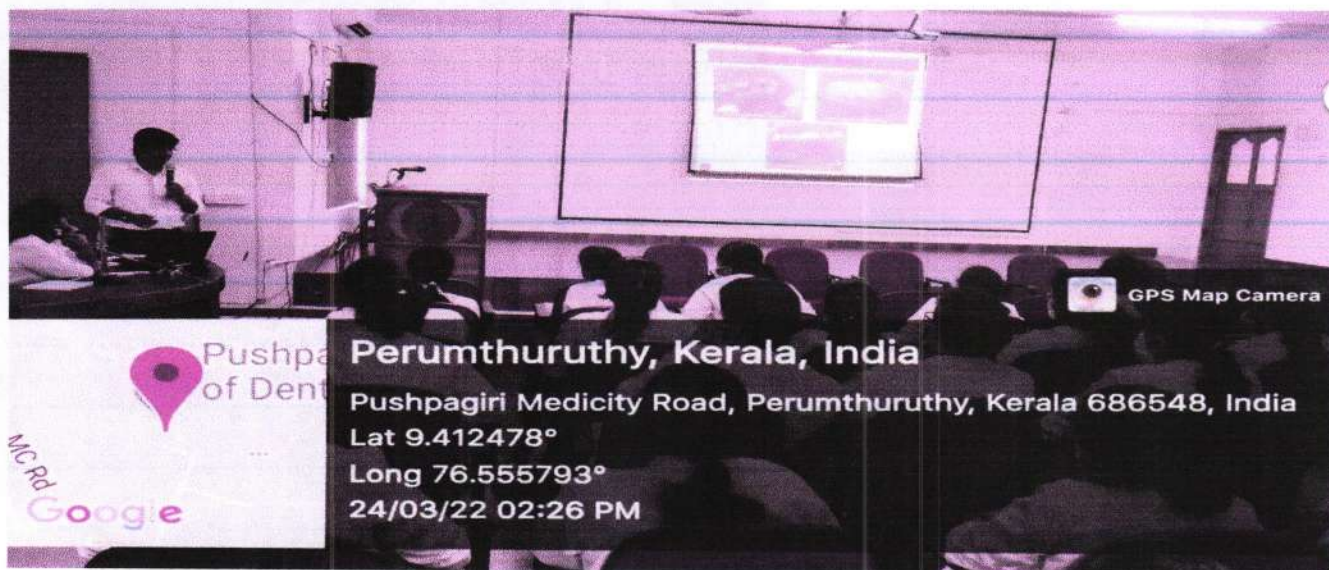
Topic :
Identification of Periodontal Diseases

24th March 2022, Thursday
1:30-3:00pm
College Auditorium

The session started at 01:30 pm with 47 participants. Initially there was a silent prayer followed by welcome speech by Dr. Annu Chacko. Later on, the mic was handed over to the respected speaker of the day, Dr. Rino Roopak Soman . As the session progressed, Dr. Rino discussed on Identification of Periodontal Diseases.



He explained how to identify, diagnose periodontal diseases using various clinical scenarios and its management. It was a communicative session where the speaker engaged the listeners with questions and all the doubts were cleared during the session. The IKAP session ended with the vote of thanks by Dr. Ansu Liza Thomas



THE FEEDBACK FORM OF THE SESSION:

<https://docs.google.com/forms/d/1NT8kNCsAZ5iiOvKCLFv90iSbDqpwMRkvTDtcWYTSoy/edit>


A feedback form was sent to all the participants to collect their opinion and feedback on the session. Many questions were included aimed at evaluating the effectiveness of the session. The feedback also evaluated the skills of the presenter at communicating the topic and again the advancement in knowledge of the listeners on the topic as aimed by conducting the session.

All of the participants were satisfied with the presentation and all the participants together voted that they understood about Identification of Periodontal Diseases

Are you satisfied with the presentation ?

42 responses

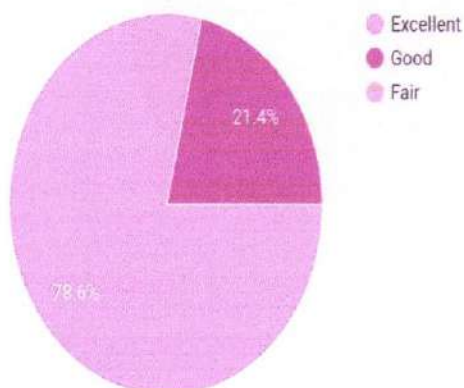
Copy



How would you rate the presenter

42 responses


Copy



Was the session productive?

 Copy


42 responses



Would you recommend this to your colleagues?

 Copy


42 responses



Did you feel it necessary to know about Periodontal Diseases?

 Copy


41 responses



Did you understand about the periodontal health and it's diseases?

 Copy


42 responses



Are you confident enough to diagnose periodontal diseases?

 Copy

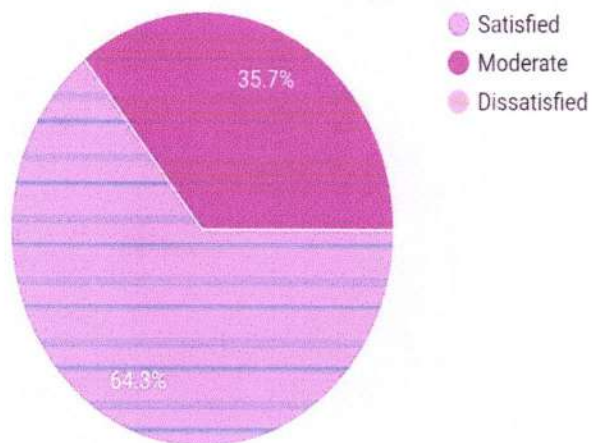
42 responses



How would you rate the overall IKAP session experience?

 Copy

42 responses



On asking for suggestions to improve the session, majority seem to be satisfied with the session as it is while some suggested to improve the audio quality and others prefers the session to be held in the morning.

RESULT:

The program was successful as 100% of students who attended the session responded by saying that the IKAP session was informative legibly & clinically relevant.

Dr. Aby Mathew T. MDS
Principal
Pushpagiri College of Dental Sciences



REPORT ON THE TWENTY SECOND IKAP SESSION

TOPIC: CLINICAL DIAGNOSIS IN ORTHODONTICS

SPEAKER: Dr. ROBIN ALEX CHERIAN, MDS

PROGRAM CO-ORDINATOR : Dr. ANSU LIZA THOMAS

DATE: 31ST MARCH 2022

The twenty second IKAP session was conducted on 31st March 2022 on the topic "CLINICAL DIAGNOSIS IN ORTHODONTICS" by Dr. Robin Alex Cherian MDS. Dr. Robin is handling the post of Senior Lecturer, in the Department of Orthodontics and Dentofacial Orthopaedics at Pushpagiri College Of Dental Sciences, Thiruvalla. The IKAP session was co-ordinated and conducted by Dr. Ansu Liza Thomas under the guidance of Dr. Vinod Mathew (Interns in-charge, PCDS).

The poster is for the 22nd IKAP Session at Pushpagiri College of Dental Sciences. It features a central portrait of Dr. Robin Alex Cherian, MDS, a man with a beard wearing a blue checkered shirt. The text on the poster includes the college name, the session title 'IKAP 2022 22ND IKAP SESSION', the speaker's name and department, the topic 'CLINICAL DIAGNOSIS IN ORTHODONTICS', the date 'Thursday, 31st March 2022 At 1:30 PM', and the venue 'Venue- PCDS Auditorium, Level 3'. The poster has a dark blue background with orange and white decorative elements.

PUSHPAGIRI
PUSHPAGIRI COLLEGE OF DENTAL SCIENCES

IKAP 2022
22ND IKAP SESSION

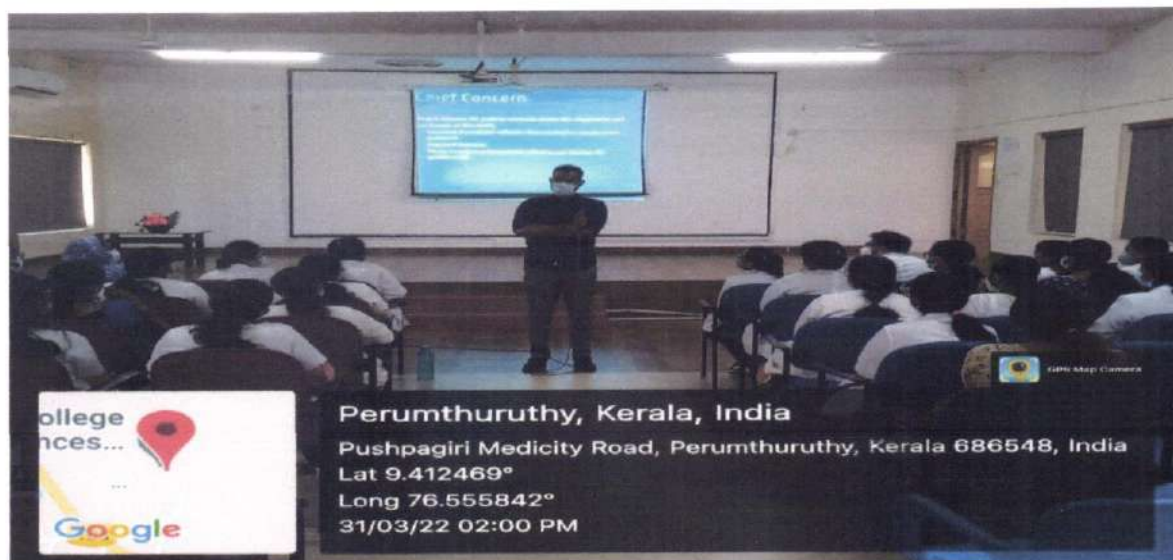
Dr. Robin Alex Cherian, MDS
Department of Orthodontics and Dentofacial Orthopaedics

Topic- CLINICAL DIAGNOSIS IN ORTHODONTICS

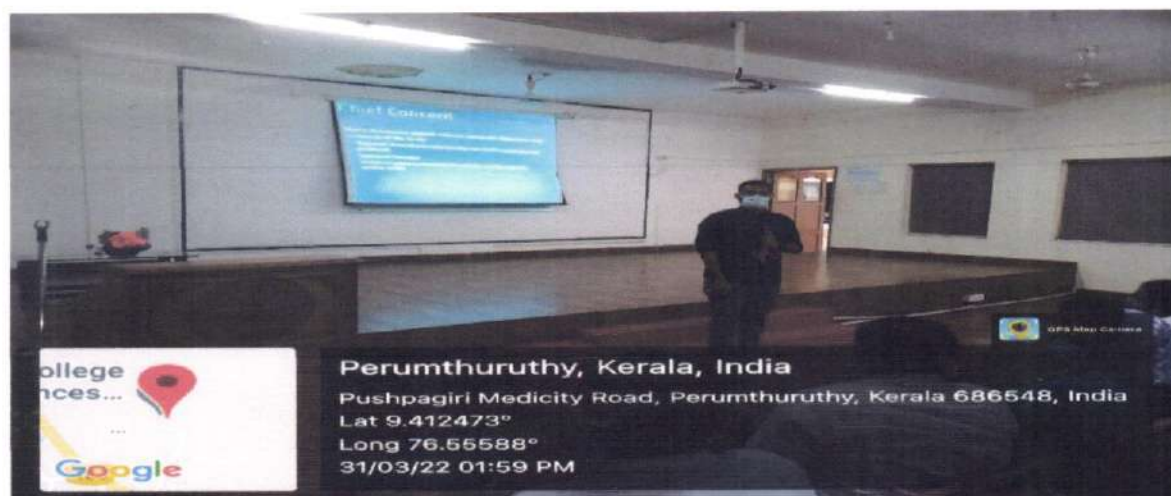
Thursday, 31st March 2022
At 1:30 PM

Venue- PCDS Auditorium,
Level 3


The session started at 1:30 pm with 47 participants. Initially there was a silent prayer followed by welcome speech by Dr. Ansu Liza Thomas. Later on the mic was handed over to the respected speaker of the day, Dr. Robin Alex Cherian. As the session progressed, Dr. Robin discussed on Clinical Diagnosis in Orthodontics.




During the session Sir explained mainly about Case History taking in orthodontics. He explained the topic under several subheadings such as Importance of personal history, chief complaint, importance of medical history and drug history in orthodontics, prenatal and postnatal history, physical growth evaluation, general examination, shape of head, facial index, facial symmetry, profile analysis, facial divergence, visualized treatment objective and several habits and their management. The remaining subheadings under extra oral examination, intraoral examination and functional examination are to be taken in the next IKAP session. It was a communicative session where the speaker engaged the listeners with questions and all the doubts were cleared during the session. The 22nd IKAP session ended with vote of thanks by Dr. Elaine Ann Mathew.



The first part of the study was a pilot study to determine the feasibility of the study. The pilot study was conducted in a small group of participants. The results of the pilot study were used to inform the design of the main study.



The second part of the study was a randomized controlled trial. The trial was conducted in a laboratory setting. The participants were randomly assigned to two groups: the experimental group and the control group. The experimental group received the intervention, while the control group did not. The results of the trial were analyzed using statistical methods.




THE FEEDBACK FORM OF THE SESSION

https://docs.google.com/forms/d/e/1FAIpQLSfoof3sshIWQrv_t-gzwA7bPMwgCKRUBSo4NWHV_jo2A9qvAA/viewform?usp=sf_link

A feedback form was sent to all the participants to collect their opinion and feedback on the session. Many questions were included aimed at evaluating the effectiveness of the session. The feedback also evaluated the skills of the presenter at communicating the topic and again the advancement in knowledge of the listeners on the topic as aimed by conducting the session. All of the participants were satisfied with the presentation and majority of the participants together voted that they understood about Clinical Diagnosis In Orthodontics.


Are you satisfied with the presentation?

47 responses



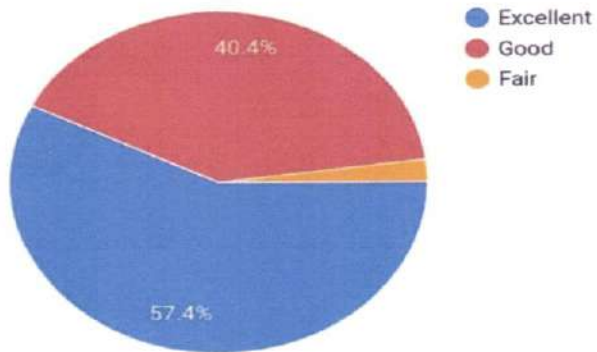
Was the session productive?

47 responses



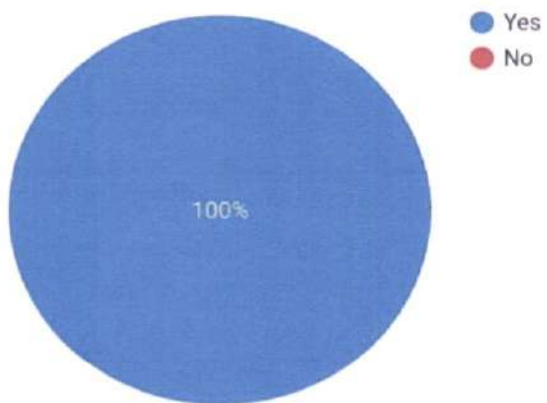
How would you rate the presenter?

47 responses

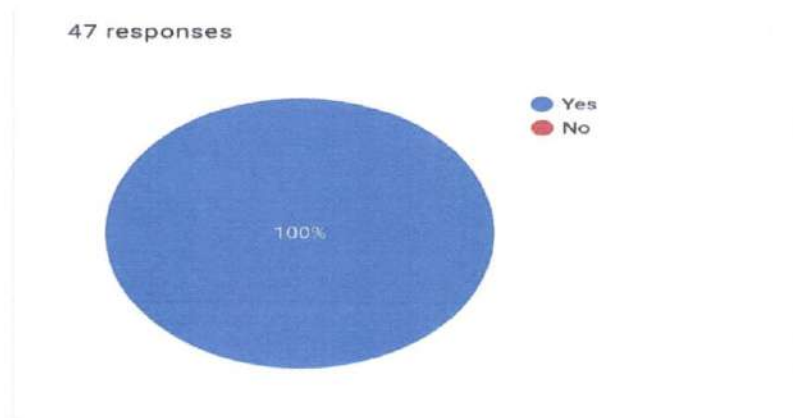


Would you recommend this to your colleagues?

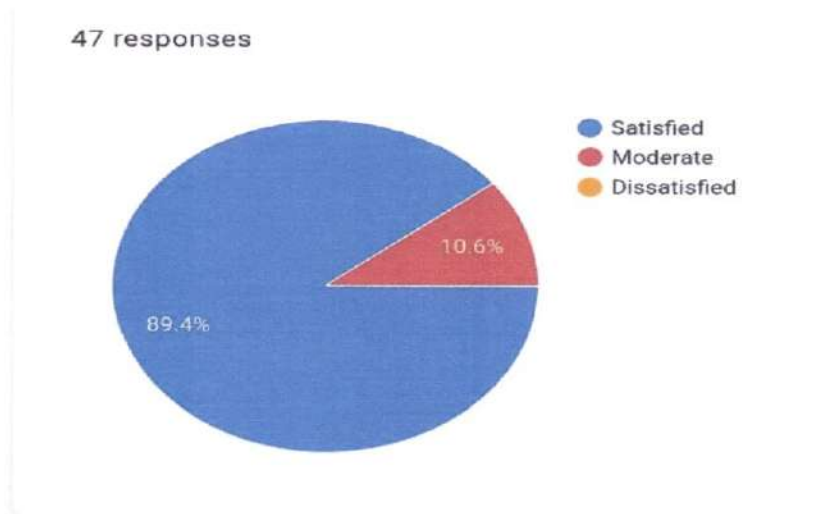
47 responses



Did you understand about the importance of case history in orthodontics?



How would you rate the overall IKAP session experience?



On asking for suggestions to improve the session , majority seem to be satisfied with the session. Some suggested to improve the audio and projector quality and some prefer the session to be held in the morning.

RESULT: The program was successful as 100% of students who attended the session responded by saying that the IKAP session was legible and clinically relevant.

REPORT ON THE TWENTY THIRD IKAP SESSION

TOPIC : CLINICAL DIAGNOSIS IN ORTHODONTICS


SPEAKER : DR. ROBIN ALEX CHERIAN ,MDS

PROGRAM COORDINATOR : DR. ELAINE ANN MATHEW

DATE : 7TH APRIL,2022

The Twenty third IKAP session was conducted on 7TH APRIL,2022 on the topic 'CLINICAL DIAGNOSIS IN ORTHODONTICS 'by Dr. Robin Alex Cherian, Senior Lecturer, Department of Orthodontics and Dentofacial Orthopedics at Pushpagiri College of Dental Sciences, Thiruvalla.

The IKAP session was coordinated and conducted by Dr. Elaine Ann Mathew under the guidance of Dr. Vinod Mathew (interns' staff in charge).



PUSHPAGIRI COLLEGE OF DENTAL SCIENCES



IKAP 2022
23RD IKAP SESSION



Dr. Robin Alex Cherian, MDS

Department of Orthodontics and
Dentofacial Orthopaedics

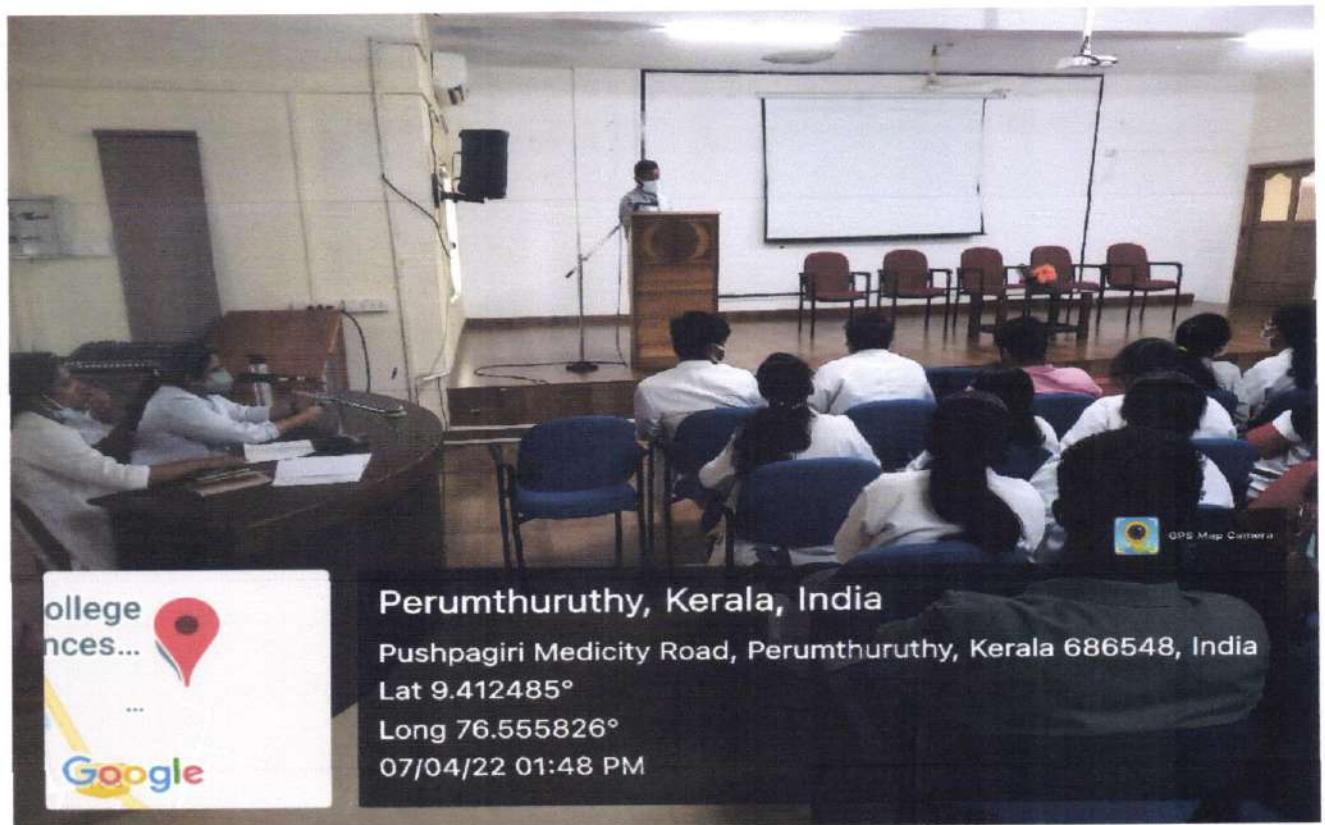
**Topic- CLINICAL DIAGNOSIS IN
ORTHODONTICS**

Thursday, 7th Apr 2022

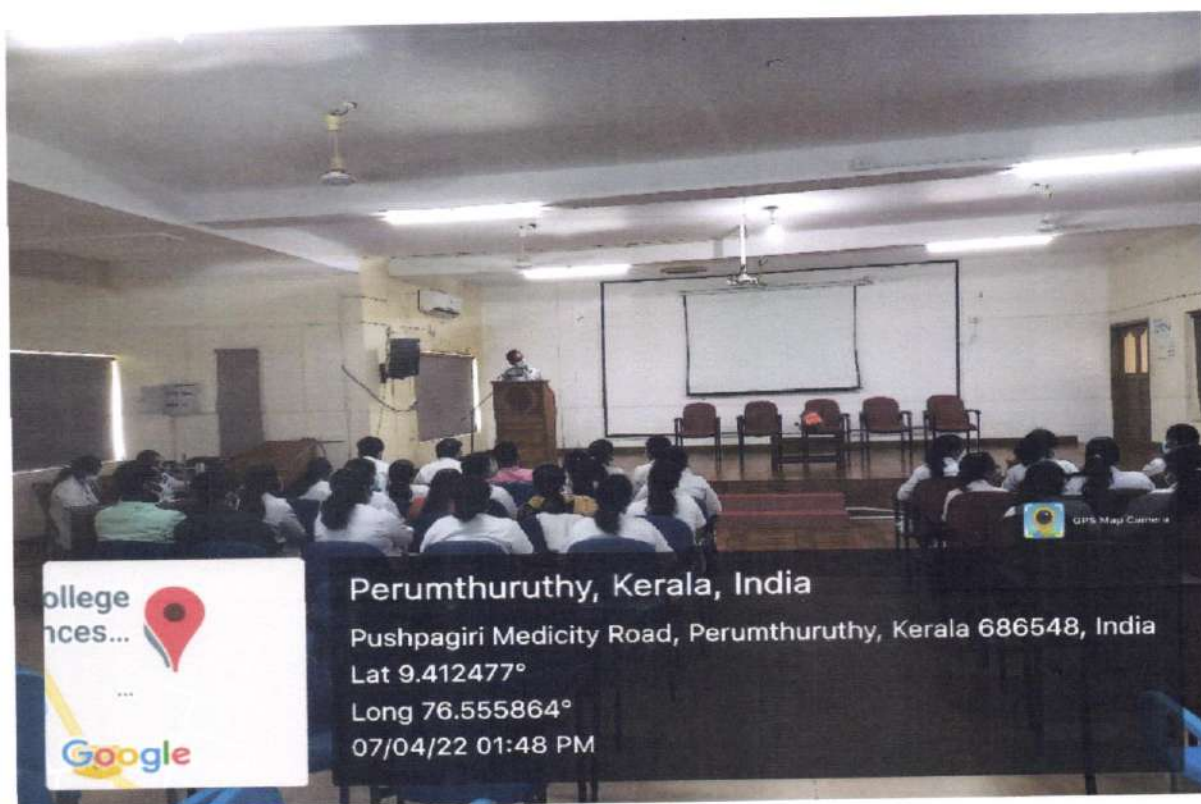
At 1:30 PM

Venue- PCDS Auditorium,
Level 3

The session started at 1.30pm in the college Auditorium with a total of 43 participants. The session began with a silent prayer which was followed by a Welcome speech by Dr. Elaine Ann Mathew. The mic was then handed over to the speaker of the day, Dr. Robin Alex Cherian. The session was a continuation of 22nd IKAP session. The session Began with a Recap of the previous session.



As the session progressed, Dr. Robin explained about the intra oral featured affecting various malocclusions. He discussed about the influence of soft tissue on malocclusion and the importance of periodontal health during an orthodontic Therapy. The he proceeded to explain the various inter arch and intra arch features in different types of malocclusions. It was an interactive session wherein the speaker engaged the listeners through active discussion and asking questions related to the topic. Towards the end of the session the listeners were given an opportunity to ask any doubts related to clinical diagnosis in orthodontics. The IKAP session was concluded by a vote of thanks by Dr. Kiran Mary Roy.



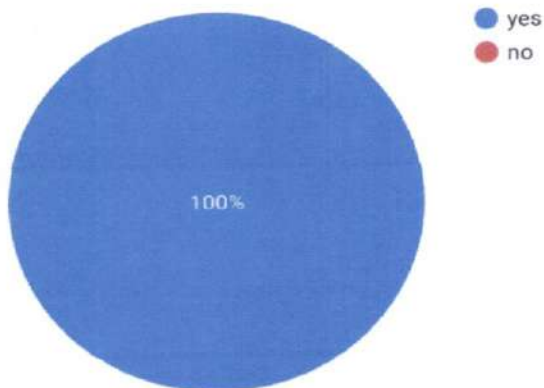
THE FEEDBACK FORM OF THE SESSION

https://docs.google.com/forms/d/e/1FAIpQLSfAqWpuKWX9JS4DNyosYt4koOcOQkrC3atLdhBx7OtTjgsknw/viewform?usp=sf_link

A feedback form was sent to all the participants to collect the opinion and feedback regarding the session. The questions included were aimed to evaluate the ability of the speaker to communicate the topic with the listeners as well to evaluate the perception of the listeners regarding the topic.

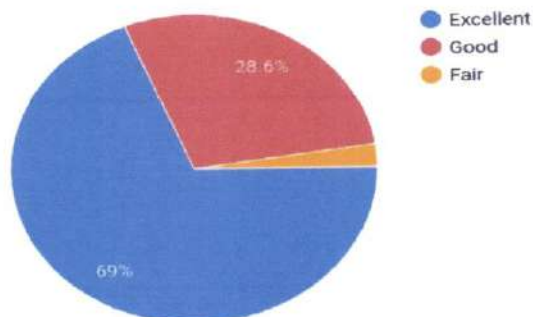
Are you satisfied with the presentation ?

42 responses



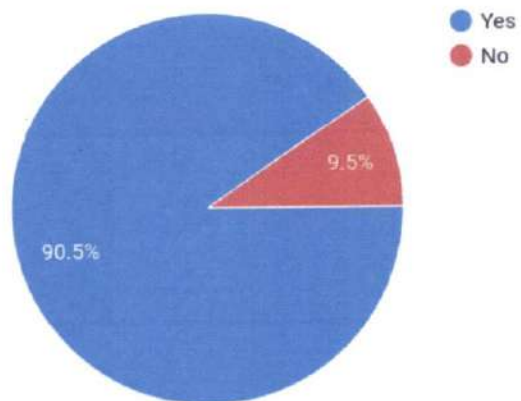
How would you rate the presenter ?

42 responses



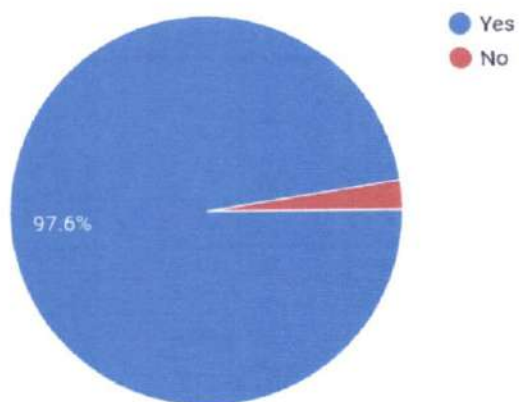
Are you confident in Diagnosing Orthodontic Cases?

42 responses




Did you understand about Clinical Diagnosis in Orthodontics?

42 responses



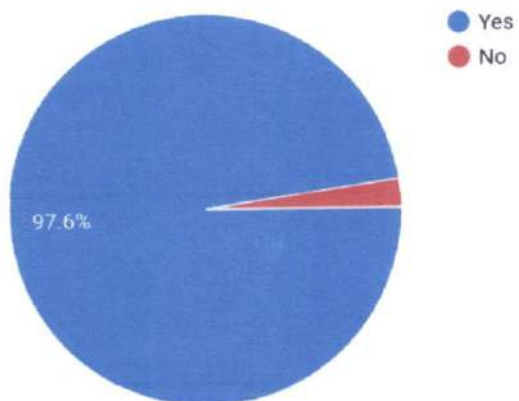
Was the session Productive?

42 responses



Would you recommend this to your Colleagues ?

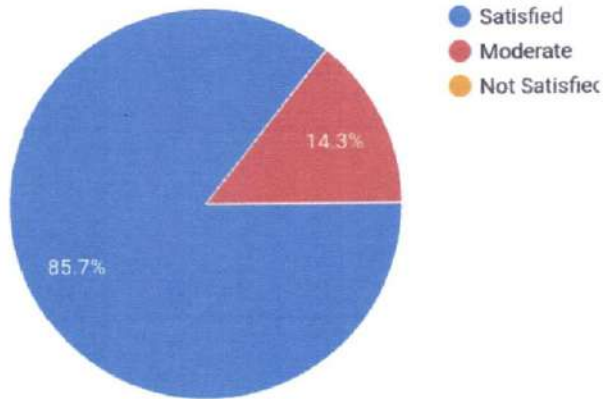
42 responses



How would you rate the overall
IKAP session ?



42 responses



On asking suggestions to improve the session majority seemed to be satisfied with the session while others suggested that videos need to be added to the presentation.

RESULT

The program was successful as 100% of students who attended the session responded by saying that the IKAP session was informative and clinically relevant.

Dr. Aby Mathew T. MDS
Principal
Pushpagiri College of Dental Sciences



Type text here

REPORT ON THE TWENTY FOURTH SESSION IKAP CONDUCTED BY DR. NAVEEN OMOMEN THOMAS

TOPIC : Orthodontic management of cleft lip and cleft palate

Co-ordinator : Dr. Kiran Mary Roy

Date : 22nd APRIL 2022

The twenty fourth IKAP session was conducted on 22nd April 2022, on the topic "Orthodontic Management of Cleft Lip and Cleft Palate" by Dr. Naveen Oomen Thomas , MDS, Reader, Department of Orthodontics, Pushpagiri College of Dental Sciences, Thiruvalla. The IKAP session was co-ordinated and conducted by Dr. Kiran Mary Roy, under the guidance of Dr.Vinod. The session started at 1: 30 pm with 47 participants. The session started with a welcome speech by Dr. Kiran mary Roy ,after which the mic was handed over to Dr. Naveen Oomen Thomas. Dr. Naveen Oomen Thomas discussed the various aspects of Orthodontic management of cleft lip and palate . He explained it with the help of various examples. It was a communicative session where sir engaged the listeners with questions and their opinions. All their doubts were cleared during the end of the session. The IKAP session ended by vote of thanks by Dr.Kripa Mariam Kurian.

POSTER OF THE IKAP SESSION



PUSHPAGIRI
COLLEGE OF DENTAL SCIENCES



24th IKAP

Topic :
**Orthodontic Management of Cleft
Lip and Cleft Palate**



SPEAKER :Navin Oomen Thomas
Reader
Dept. of Orthodontics
Date : 22.04.2022

TIME 1:30 -3:00
VENUE - AUDITORIUM

PHOTOGRAPHS OF THE SESSION



THE FEEDBACK FORM OF THE SESSION:

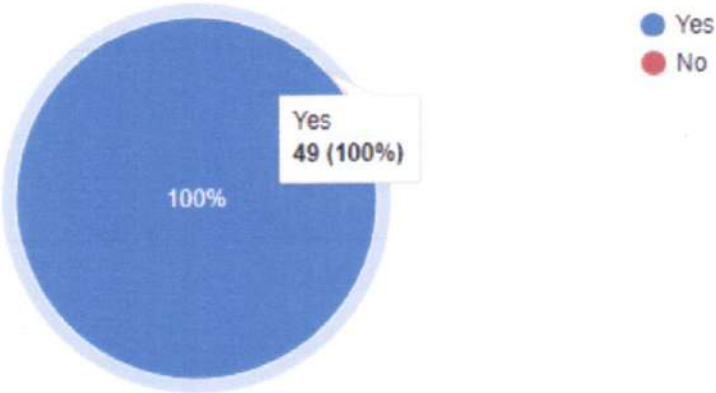
https://docs.google.com/forms/d/e/1FAIpQLSdruHzpckcel3-fDjwFAsLUINyqP6KFIBWeNwVUqoFg_FNIQ/viewform?usp=sf_link

A feedback form was sent to all the participants to collect their opinion and feedback on the session. Many questions were included aimed at evaluating the effectiveness of the session. The feedback also evaluated the skills of the presenter at communicating the topic and again the advancement in knowledge of the listeners on the topic as aimed by conducting the session.

All of the participants were satisfied with the presentation and all the participants together voted that they understood how to develop a questionnaire in a KAP study.

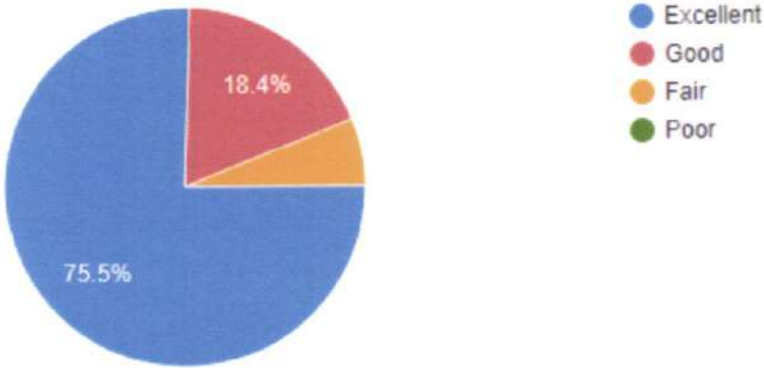
2.Are you satisfied with the presentation

49 responses




3. How would you rate the presenter

49 responses



4. Was the session productive

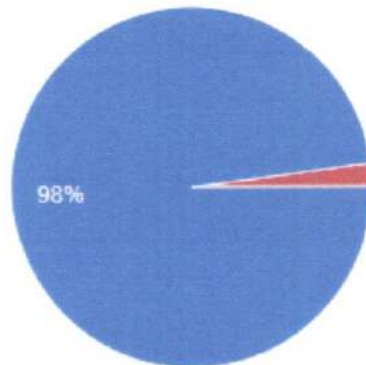
49 responses



● Yes
● No

5. Would you recommend this to your colleagues?

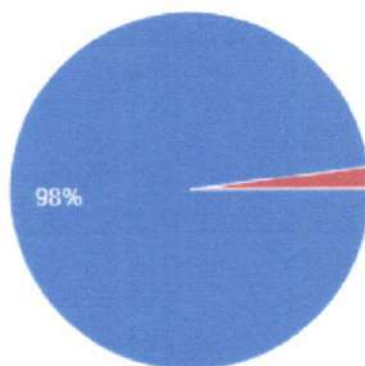
49 responses



● Yes
● No

6. Did you understand about the orthodontic management of cleft lip and palate

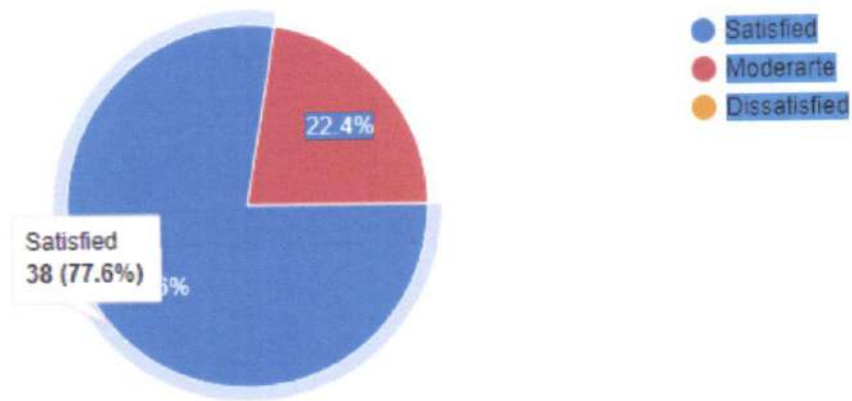
49 responses



● Yes
● No

7. How would you rate the overall IKAP session experience?

49 responses



On asking for suggestions to improve the session, majority seem to be satisfied with the session as it is while some suggested to improve the audio quality..

RESULT:

The program was successful as 100% of students who attended the session responded by saying that the IKAP session was informative, legible & relevant.

Dr. Aby Mathew T. MDS
Principal
Pushpagiri College of Dental Sciences



REPORT ON THE TWENTY FIFTH IKAP SESSION

CONDUCTED BY DR. SAUMYA JOHN

TOPIC: NEW TRENDS IN PERIODONTICS

CO-ORDINATOR: DR. KRIPA MARIAM KURIAN

DATE:28/04/2022

The twenty fifth IKAP session was conducted on 28/04/2022 on the topic" New Trends in Periodontics" by Dr. Saumya john M.D.S, reader, Dept. Of Periodontics, Pushpagiri College Of Dental Sciences, Thiruvalla. The IKAP session as co-ordinated and conducted by Dr. Kripa Mariam Kurian under the guidance of Dr. Vinod Mathew. The session started at 1:30 pm with 35 participants. The session started with a welcome speech by Dr. Kripa Mariam Kurian after which the mic was handed over to the speaker.

Dr. Saumya john talked about the new trends in periodontics. She discussed about personalised periodontics, genetic technology, periodontal medicine, targeted antibiotic therapy, and advancement in periodontal equipment's. She also explained about laser in periodontics, microsurgery, piezo surgery. It was communicative session where ma'am engaged the listeners with questions and opinions. All the doubts were cleared during the session. The IKAP session was concluded by a vote of thanks by Dr. Megha Josy.

POSTER OF THE 25th IKAP SESSION

PUSHPAGIRI COLLEGE OF DENTAL SCIENCES
We Care God Cures

25TH IKAP SESSION
TOPIC:
NEW TRENDS IN PERIODONTICS

Speaker: Dr. Saumya John
Reader
Dept. of Periodontics

Date:28/04/2022
Venue :College Auditorium
Time-1:30pm to 3:00pm

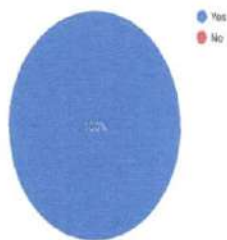
LM
LOGO MAKER

http://https://docs.google.com/forms/d/e/1FAIpQLScwK5rd4GTERBDCrjFqwI4xbelCZbB5FdVwFYBB_gWWHQve9Q/viewform?usp=sf_link



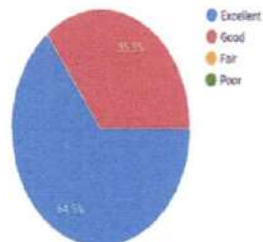
Are you satisfied with the presentation?

31 responses



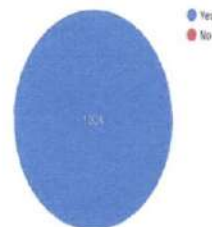
How would you rate the presenter?

31 responses



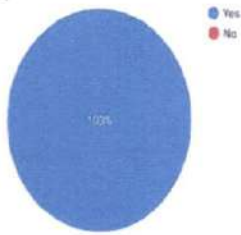
Did you understand about new trends in periodontics?

31 responses



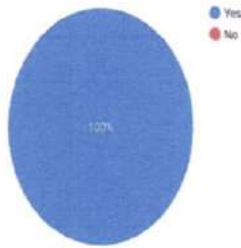
Was the session productive?

31 responses



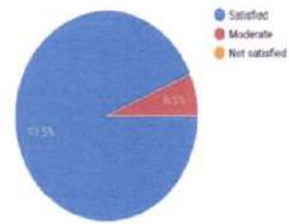
Would you recommend this to your colleagues?

31 responses



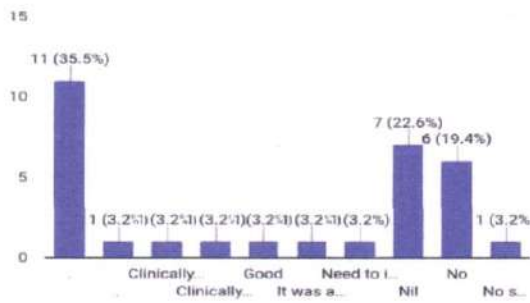
How would you rate the overall IKAP session?

31 responses



Any suggestion's

31 responses



Dr. Aby Mathew T. MDS
Principal
Pushpagiri College of Dental Sciences



REPORT ON THE 26TH IKAP SESSION CONDUCTED BY **DR. MANUJA M NAIR**

TOPIC : Bleaching of discolored teeth

Co-ordinator : Dr. Megha Josy

Date :12/05/ 2022

The 26th IKAP session was conducted on 12/05/ 2022 on the topic “Bleaching of discolored teeth” by Dr. Manuja Nair M.D.S, Reader , Department of Conservative Dentistry and Endodontics, Pushpagiri College of Dental Sciences, Thiruvalla. The IKAP session was co-ordinated and conducted by Dr.Megha Josy under the guidance of Dr.Vinod. The session started at 1: 30 pm with 38 participants. The session started with a silent prayer followed by welcome speech and introduction of the chief speaker by Dr.Megha.

Dr.Manuja Nair talked about types of discoloration of the teeth and how to select cases for bleaching for predictable outcome. She also discussed about the contraindications of bleaching, commonly used bleaching agents and clinical techniques of bleaching.It was a communicative session where Ma’am engaged the listeners with questions and their opinions. All the doubts were cleared during the session. The IKAP session ended by vote of thanks by Dr.Rosemary E Tenison .

POSTER OF THE IKAP SESSION



PUSHPAGIRI

We Care God Cures

**COLLEGE
OF
DENTAL
SCIENCES**



27TH IKAP SESSION

Topic: DENTAL BLEACHING



**SPEAKER:
DR. MANUJA NAIR
READER
DEPARTMENT OF
ENDODONTICS
AND CONSERVATIVE
DENTISTRY**

DATE: 12/05/2022

VENUE: COLLEGE AUDITORIUM

TIME: 1.30 PM TO 3.00 PM

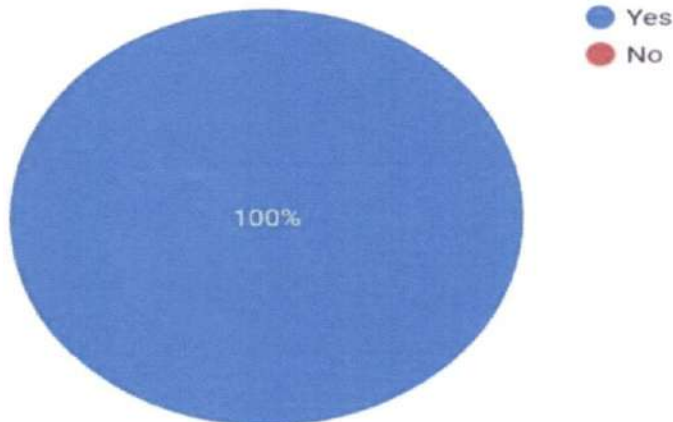


THE FEEDBACK FORM OF THE SESSION:

<https://forms.gle/31xHdiefTtb7JBNj9>

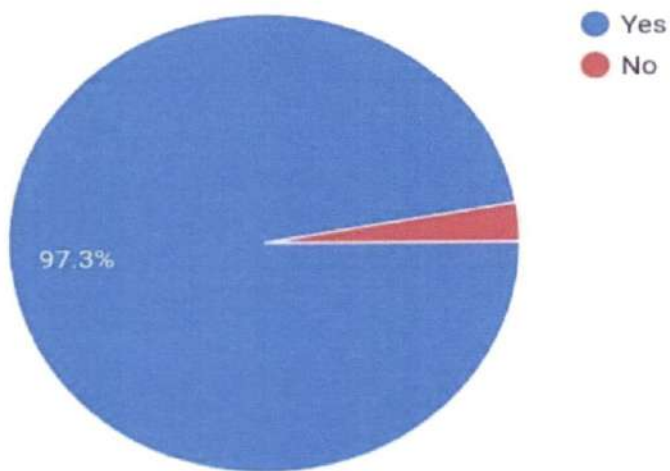
Was the session productive?

37 responses




Will you recommend this to your colleague ?

37 responses



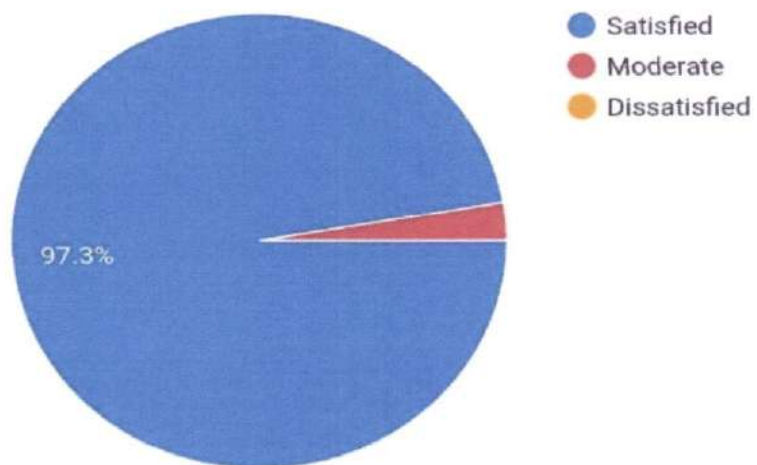
Do you understand the basic concept of bleaching?

37 responses



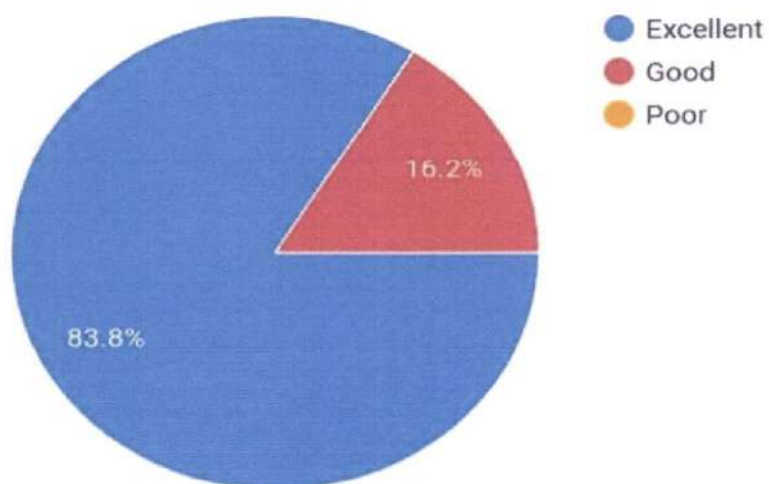
How would you rate the overall IKAP session?

37 responses



How will you rate the presenter?

37 responses




How often do you rate the overall

presentation?

100%


- Excellent
- Good
- Poor



How will you rate the presenter?

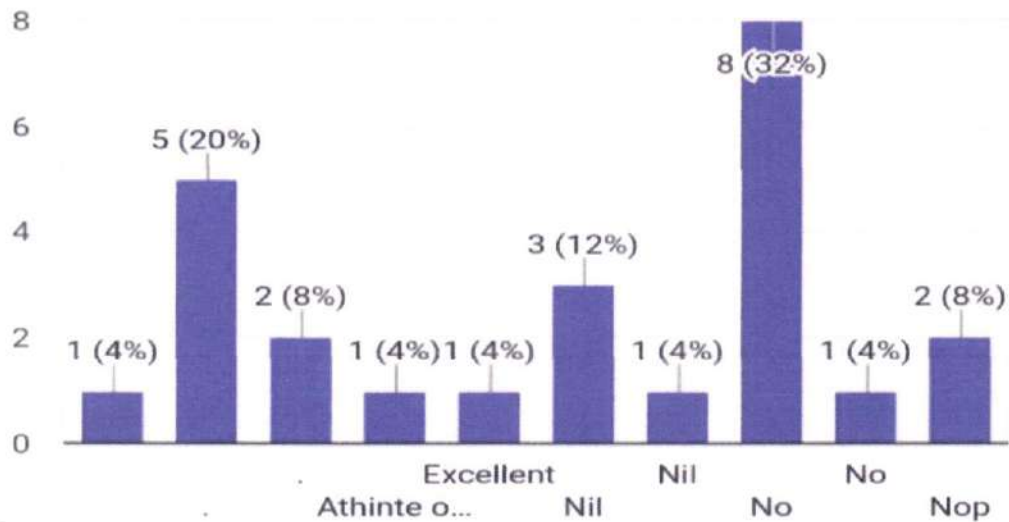
100%

- Excellent
- Good
- Poor



Any suggestions?

25 responses



REPORT


The program was successful as 100% of students attended the session responded by saying that the IKAP session was informative legibly & clinically relevant.

Dr. Aby Mathew T. MDS
Principal
Pushpagiri College of Dental Sciences



Figure 4: Student Participation in IRAP Sessions

Figure 4: Student Participation in IRAP Sessions



The data indicates that 100% of students attended the session. The IRAP session was informative and helpful to students. The IRAP session was successful as 100% of students attended the session. The IRAP session was informative and helpful to students. The IRAP session was successful as 100% of students attended the session.

REPORT ON THE TWENTY SEVENTH SESSION IKAP
CONDUCTED BY DR. ANNIE KITTY GEORGE

TOPIC : Gingivectomy

Co-ordinator : Dr. Rosemary E Tenison

Date : 26 MAY 2022

The twenty seventh IKAP session was conducted on 26th May 2022, on the topic "Gingivectomy" by Dr. Annie Kitty George , MDS, Assistant Professor, Department of Periodontics, Pushpagiri College of Dental Sciences, Thiruvalla. The IKAP session was co-ordinated and conducted by Dr. Rosemary E Tenison, under the guidance of Dr. Vinod. The session started at 1: 30 pm with 47 participants. The session started with a welcome speech by Dr. RosemaryE Tenison ,after which the mic was handed over to Dr. Annie Kitty George. Dr. Annie Kitty George discussed the various aspects of Gingivectomy. She explained it with the help of various examples. It was a communicative session where ma'am engaged the listeners with questions and their opinions. All their doubts were cleared during the end of the session. The IKAP session ended by vote of thanks by Dr.Silja CA

POSTER OF THE IKAP SESSION



PUSHPAGIRI
COLLEGE OF DENTAL SCIENCES



27th IKAP


Topic: GINGIVECTOMY




Speaker: Dr. Annie Klitty
Asst. Professor
Dept. of Periodontics
Date: 26.5.22

Venue: Auditorium
Time: 1:30 pm

PHOTOGRAPHS FROM THE SESSION





THE FEEDBACK FORM OF THE SESSION:

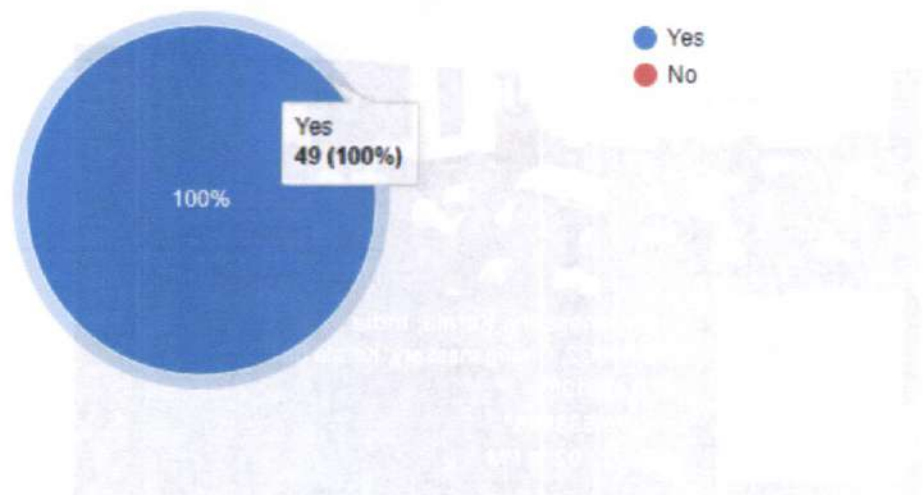
https://docs.google.com/forms/d/e/1FAIpQLSdruHzpckcel3-fDjwFAsLUINyqP6KFIBWeNWVUqoFg_FNIQ/viewform?usp=sf_link

A feedback form was sent to all the participants to collect their opinion and feedback on the session. Many questions were included aimed at evaluating the effectiveness of the session. The feedback also evaluated the skills of the presenter at communicating the topic and again the advancement in knowledge of the listeners on the topic as aimed by conducting the session.

All of the participants were satisfied with the presentation and all the participants together voted that they understood how to develop a questionnaire in a KAP study.

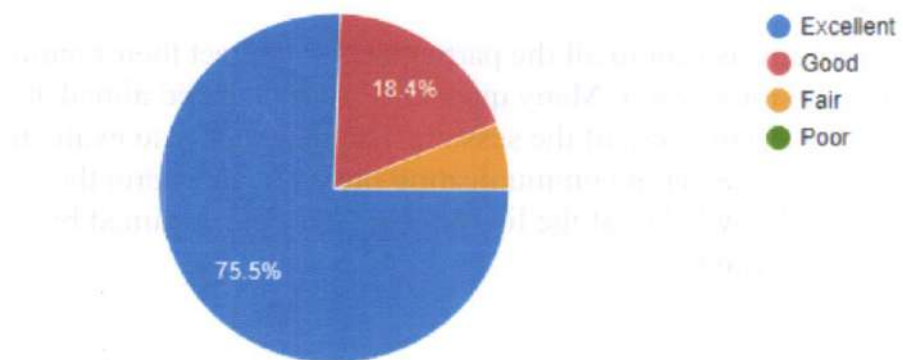
2. Are you satisfied with the presentation

49 responses




3. How would you rate the presenter

49 responses



4. Was the session productive


49 responses



Yes ●
No ●

5. Would you recommend this to your colleagues?

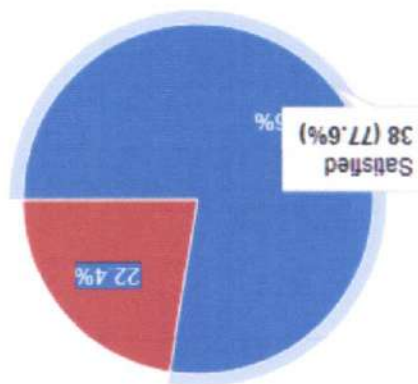
49 responses



Yes ●
No ●

7. How would you rate the overall IKAP session experience?

49 responses



Satisfied ●
Moderate ●
Dissatisfied ●

On asking for suggestions to improve the session, majority seem to be satisfied with the session as it is while some suggested to improve the audio quality..

RESULT:

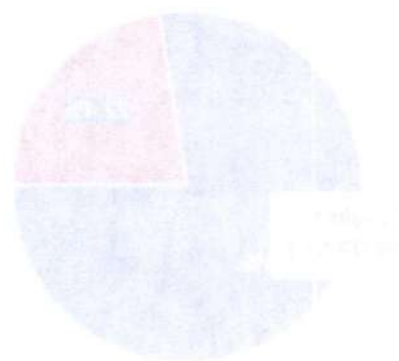
The program was successful as 100% of students who attended the session responded by saying that the IKAP session was informative, legible & relevant.

Type text here

Dr. Aby Mathew T. MDS
Principal
Pushpagiri College of Dental Sciences



Legend



REPORT ON THE 28th SESSION IKAP CONDUCTED

BY DR. PRAMEETHA GEORGE

TOPIC : PREPARATION OF PERIODONTIUM FOR RESTORATIVE DENTISTRY AND IMPORTANCE OF BIOLOGIC WIDTH

Co Ordinator : Dr Silpa Susan Thomas

DATE: 2nd June 2022

The 28th IKAP session was conducted on 2nd June 2022 on the topic "Preparation of periodontium for restorative dentistry and importance of biological width " by Dr. Prameetha George M.D.S, Senior Lecturer, Department of Periodontics, Pushpagiri College of Dental Sciences, Thiruvalla. The IKAP session was co-ordinated and conducted by Dr. Silpa Susan Thomas under the guidance of Dr. Vinod. The session started at 1: 30 pm with 39 participants. The session started with welcome speech by Dr. Silpa Susan Thomas after which the mike was handed over to Dr. Prameetha George. Dr. Prameetha George discussed on various aspects of preparation of periodontium for restorative dentistry and importance of biological width. She explained with the help of various clinical scenarios. It was a communicative session where ma'am engaged the listeners with questions and their opinions. All the doubts were cleared during the session. The IKAP session ended by vote of thanks by Dr. Soniya.

POSTER OF THE IKAP SESSION

The poster is for the 28th IKAP Session at Pushpagiri College of Dental Sciences. It features a portrait of Dr. Prameetha George, a Senior Lecturer in the Department of Periodontics. The topic of the session is "Preparation of Periodontium for Restorative Dentistry and Importance of Biological Width". The session took place on June 2, 2022, from 1:30 PM to 3:00 PM in the Auditorium.

PUSHPAGIRI COLLEGE OF **DENTAL SCIENCES**

28TH IKAP SESSION

SPEAKER
DR. PRAMEETHA GEORGE
SENIOR LECTURER
DEPARTMENT OF PERIODONTICS

TOPIC:-
"PREPARATION OF PERIODONTIUM FOR RESTORATIVE
DENTISTRY AND IMPORTANCE OF BIOLOGICAL
WIDTH"

DATE: 2.06.2022
TIME: 1:30-3:00PM
VENUE: AUDITORIUM



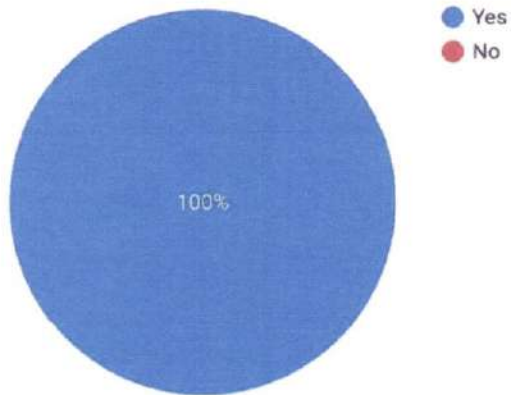
THE FEEDBACK FORM OF THE SESSION :

<https://docs.google.com/forms/d/1iYzqKMfnxfpv2TD8uUBTCxTBZS1wqa9j4BOSxnjKJA/edit>

2. Are you satisfied with the presentation?

 Copy

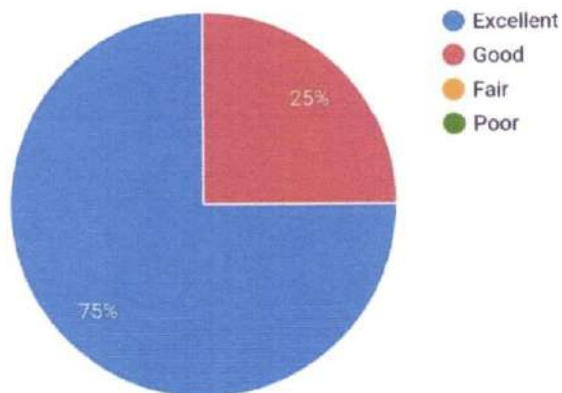
36 responses



3. How would you rate the presenter?

 Copy

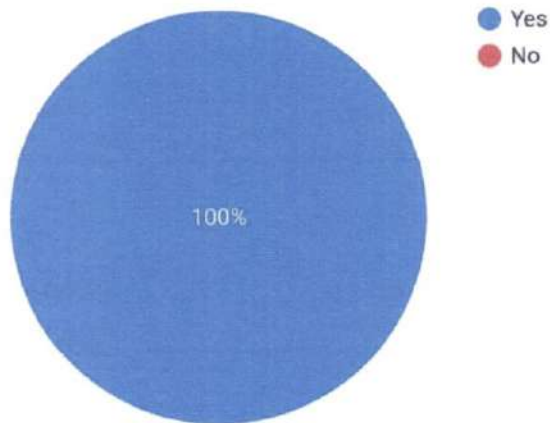
36 responses



4. Was the session productive?




36 responses



5 Did you understand about Preparation of Periodontium for restorative dentistry and importance of biological width ?



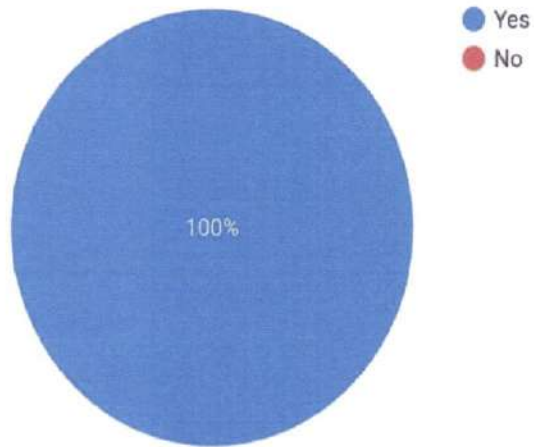
36 responses



6. Would you recommend this to you colleagues?



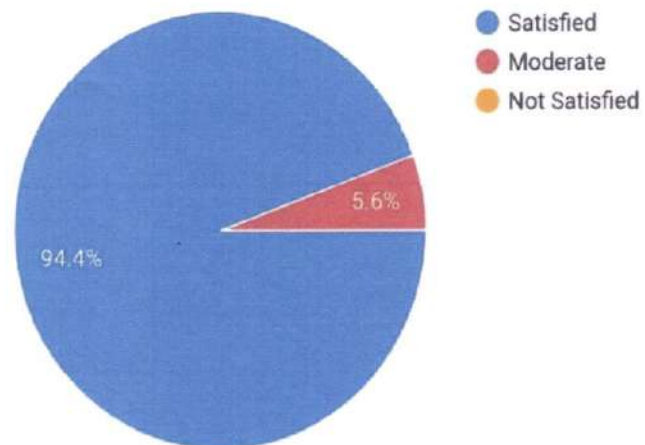
36 responses



7. How would you rate the overall IKAP session?




36 responses



Copy

What is the percentage of respondents who are currently using the product?


Legend



Copy

How would you rate the overall quality of the product?

Legend



8. Any Suggestions

10 responses

No

Nil

Nil

.....

RESULT:

The program was successful as 100% of students attended the session responded by saying that the IKAP session was informative legibly & clinically relevant.

Dr. Aby Mathew T. MDS
Principal
Pushpagiri College of Dental Sciences



Type text here

REPORT OF 29TH IKAP SESSION

TOPIC: TRANSFORMING FACES WITH SURGICAL ORTHODONTICS

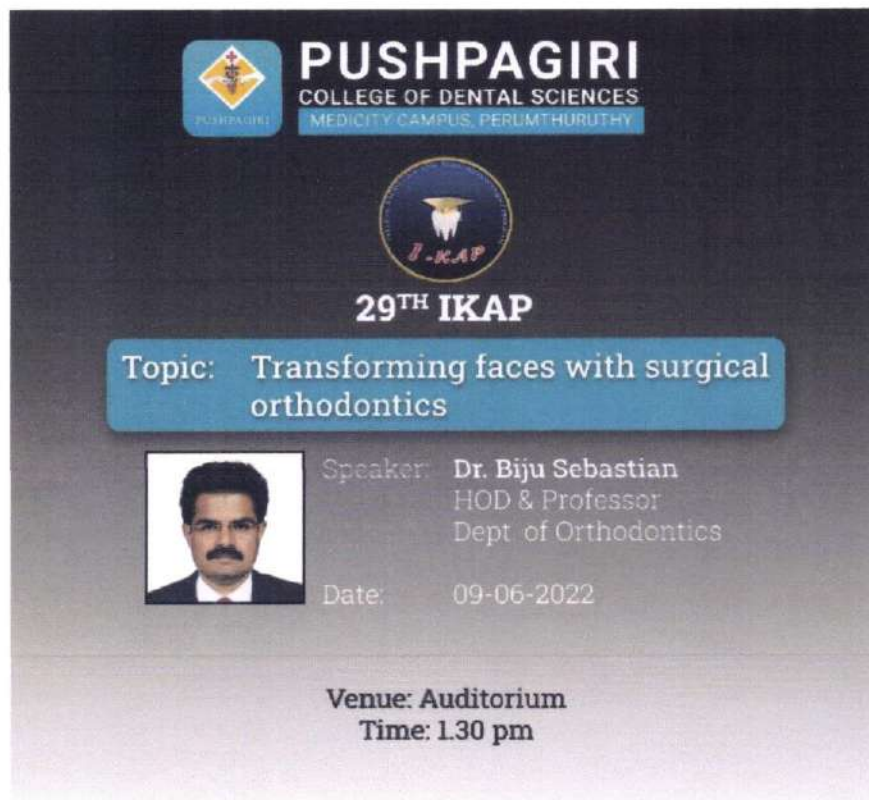
SPEAKER: DR. BIJU SEBASTIAN

Coordinator: DR. SRUTHI TREASA GEORGE

DATE: 09 JUNE 2022

The Twenty ninth IKAP session was conducted on 09 June 2022 on the topic "Transforming faces with surgical orthodontics" by Dr. Biju Sebastian M.D.S, HOD & Professor, department of orthodontics, Pushpagiri College of Dental Sciences, Thiruvalla. The IKAP session was coordinated and conducted by Dr.Sruthi Treasa George under the guidance of Dr.Vinod Mathew (Intern in charge, PCDS).

Poster of 29th IKAP



PUSHPAGIRI
COLLEGE OF DENTAL SCIENCES
MEDICITY CAMPUS, PERUMTHURUTHY

29TH IKAP

Topic: Transforming faces with surgical orthodontics

Speaker: **Dr. Biju Sebastian**
HOD & Professor
Dept of Orthodontics

Date: 09-06-2022

Venue: Auditorium
Time: 1.30 pm

REPORT OF 29TH IKAP SESSION

THE 29TH IKAP SESSION WAS HELD AT THE UNIVERSITY OF TORONTO

ON THE 29TH OF SEPTEMBER

AND WAS CHAIRED BY PROFESSOR GEORGE

W. H. GIBSON

The 29th IKAP session was held on the 29th of September 1960 at the University of Toronto. The session was held in the Lecture Theatre of the University of Toronto. The session was held in the Lecture Theatre of the University of Toronto. The session was held in the Lecture Theatre of the University of Toronto.

Poster of 29th IKAP

PUSHBAGGI
INTERNATIONAL SOCIETY
OF ORTHODONTISTS

29th IKAP

Topic: Transforming faces with surgical orthodontics

Chairman: Dr. J. H. Gibson
Hosts: Prof. G. W. H. Gibson and Dr. J. H. Gibson

Venue: Auditorium
Time: 1:30 pm

The session started at 1: 30 pm with 38 participants. Initially there was a silent prayer followed by welcome speech by Dr. Sruthi Treasa George after which the mic was handed over to Dr. Biju Sebastian.



Dr. Biju Sebastian discussed about various malocclusions and their treatment options in detail. Photographs of many cases were also shown.




It was a communicative session where Sir engaged the listeners with questions and their opinions. All the doubts were cleared during the session. The IKAP session ended with vote of thanks by Dr. Susan Ann Roy.

FEEDBACK FORM OF THE SESSION:

<https://docs.google.com/forms/d/e/1FAIpQLSeUkQVd32oUnU>

Are you satisfied with the presentation

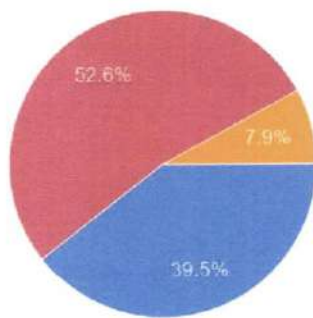
38 responses



- Yes
- No

How would you rate the presenter

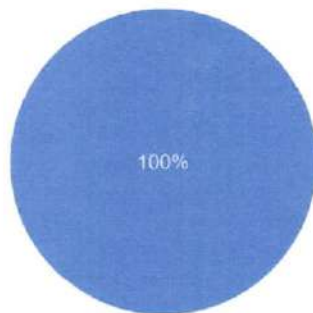
38 responses



- Excellent
- Good
- Fair
- Poor


Was the session productive

38 responses

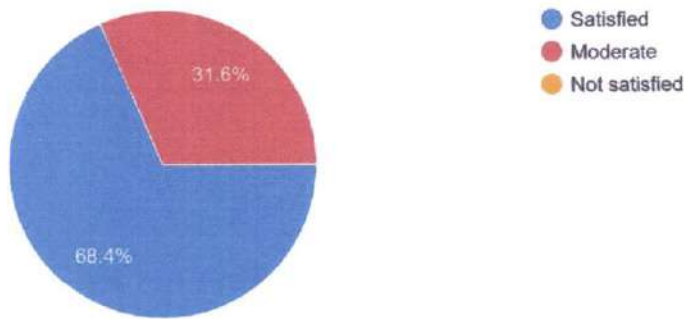


- Yes
- No


Are you inspired by seeing the treatment outcome of different cases
38 responses



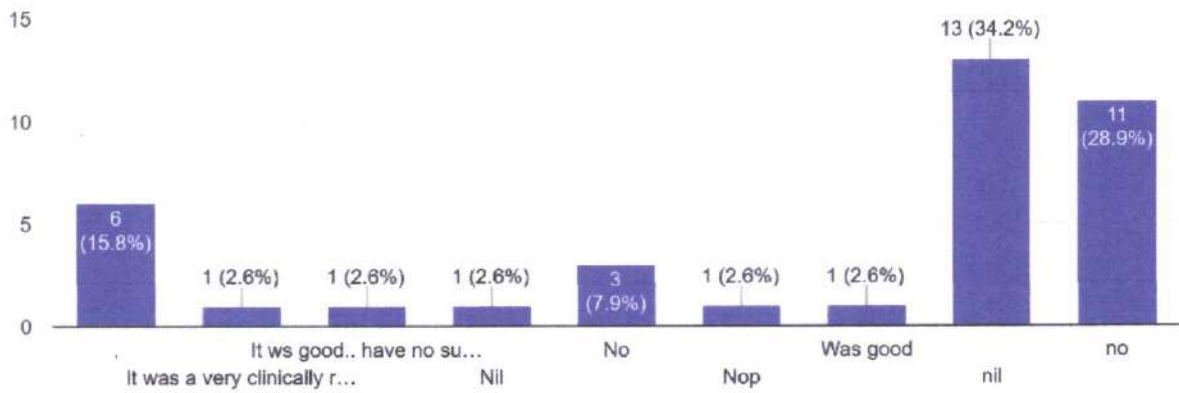
How would you rate the overall IKAP session
38 responses



Would you recommend this to your colleagues
38 responses



Any suggestions
38 responses



RESULT:

The program was successful as 100% of the students who attended the session responded by saying that the IKAP session was informative legibly and clinically relevant.

Dr. Aby Mathew T, MDS
Principal
Pushpagiri College of Dental Sciences





RESULTS

The results of the study are presented in Table 1. The majority of students (75%) responded 'No' to the question, while 85% responded 'Yes'. The 'Total' category represents 40% of the responses. The 'Don't know', 'Not applicable', 'Other', 'Refused', 'No answer', and 'Not recorded' categories represent smaller proportions of the total responses.

REPORT ON THE 30TH SESSION IKAP CONDUCTED

BY DR. ANNIE SUSAN THOMAS

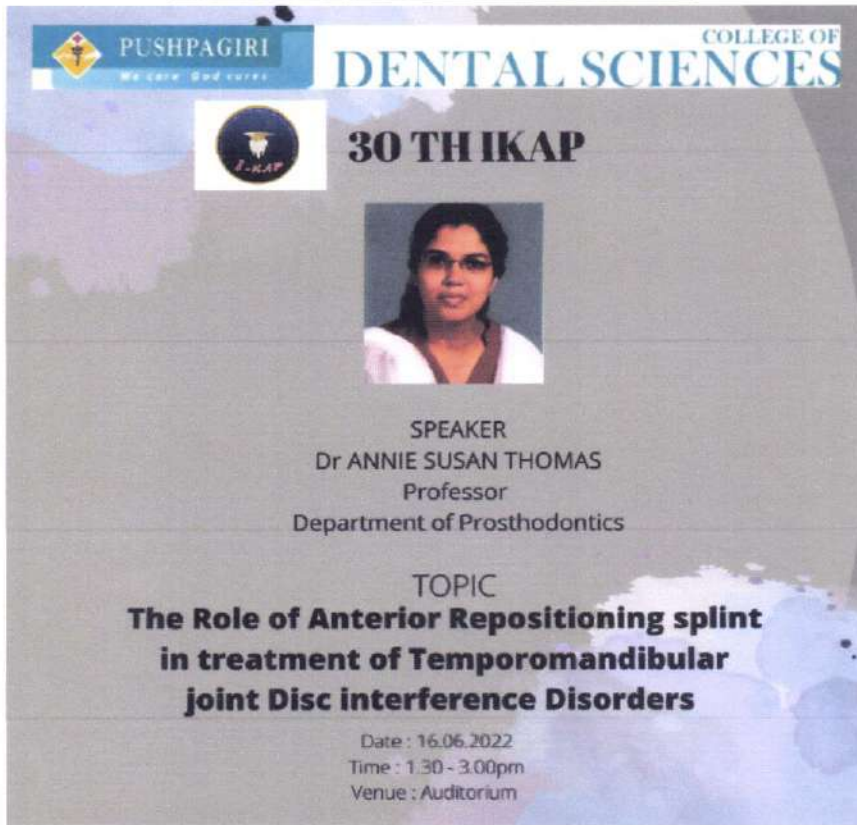
TOPIC: THE ROLE OF ANTERIOR REPOSITIONING SPLINT IN TREATMENT OF TEMPOROMANDIBULAR JOINT DISC INTERFERENCE DISORDERS

CO ORDINATOR: DR SILJA C A

DATE: 16th JUNE 2022

The 30TH IKAP session was conducted on 16th June 2022 on the topic "THE ROLE OF ANTERIOR REPOSITIONING SPLINT IN TREATMENT OF TEMPOROMANDIBULAR JOINT DISC INTERFERENCE DISORDERS" by Dr Annie Susan Thomas M.D.S, Professor, TMJ clinic co-ordinator and P G co-ordinator, Department of Prosthodontics, Pushpagiri College of Dental Sciences, Thiruvalla. The IKAP session was co-ordinated and conducted by Dr Silja C A under the guidance of Dr Vinod Mathew. The session started at 1: 30 pm with 33 participants. The session started with welcome speech by Dr Silja C A after which the mic was handed over to Dr Annie Susan Thomas. Dr Annie Susan Thomas discussed on various aspects of treatment of temporomandibular disorders and also gave demonstration of management of locked jaw. she explained with the help of various clinical scenarios. It was a communicative session where ma'am engaged the listeners with questions and their opinions. All the doubts were cleared during the session. The IKAP session ended by vote of thanks by Dr Silpa Susan Thomas.


POSTER OF THE IKAP SESSION



PUSHPAGIRI
We care God cures

COLLEGE OF DENTAL SCIENCES

30 TH IKAP



SPEAKER
Dr ANNIE SUSAN THOMAS
Professor
Department of Prosthodontics

TOPIC
**The Role of Anterior Repositioning splint
in treatment of Temporomandibular
joint Disc interference Disorders**

Date : 16.06.2022
Time : 1.30 - 3.00pm
Venue : Auditorium



POSTER OF THE IAP SESSION

DEVELOPMENTAL SCIENCE

BOYLIKAP



SPEAKER

DR. ANJALI THOMAS

Professor

Department of Psychology


TOPIC

The Role of Attentional Reorienting in the Treatment of Temperamentally Sensitive Children with Attention Deficit Hyperactivity Disorder

DATE: 2023-07-10

TIME: 10:00 AM

VENUE: ...



()

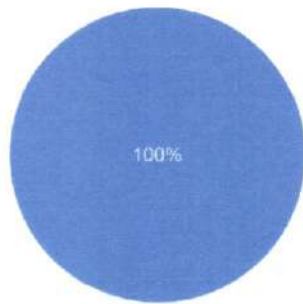
()



THE FEEDBACK FORM OF THE SESSION:

2. Are you satisfied with the presentation ?

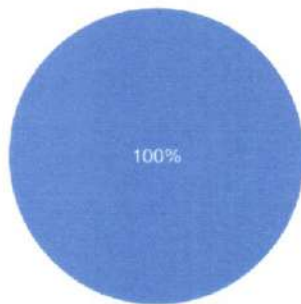
29 responses



● Yes
● No

3. Was the session productive?

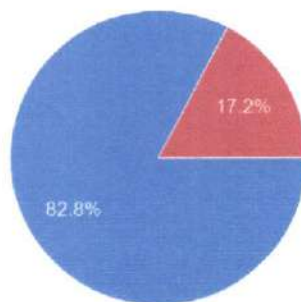
29 responses



● Yes
● No

4. How would you rate the presenter?

29 responses



● Excellent
● Good
● Fair
● Poor

Figure 1: The distribution of the number of children per family

Legend:
● Blue
● Red




Figure 2: The distribution of the number of children per family

Legend:
● Blue
● Red





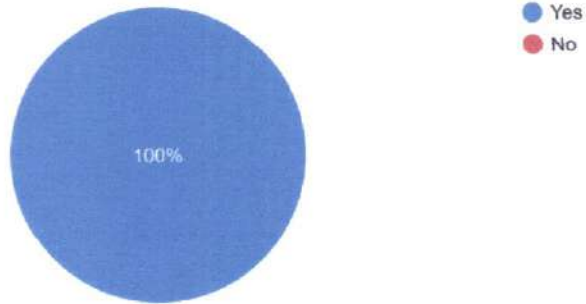
Figure 3: The distribution of the number of children per family

Legend:
● Blue
● Red
● Yellow
● Green



5. Did you understand the role of anterior repositioning splint in treatment of temporomandibular joint disc interference disorders?

29 responses



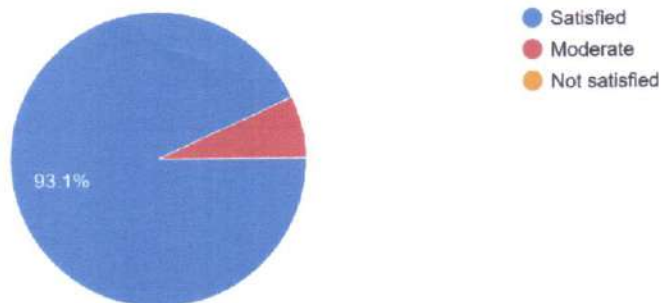
6. Would you recommend this to your colleagues?

29 responses



7. How would you rate the overall IKAP session?


29 responses



1. The following table shows the number of people who attended the concert in each of the three age groups.


Age Group
Number of people

18-24
25-34




2. The following table shows the number of people who attended the concert in each of the three age groups.

18-24
25-34
35-44



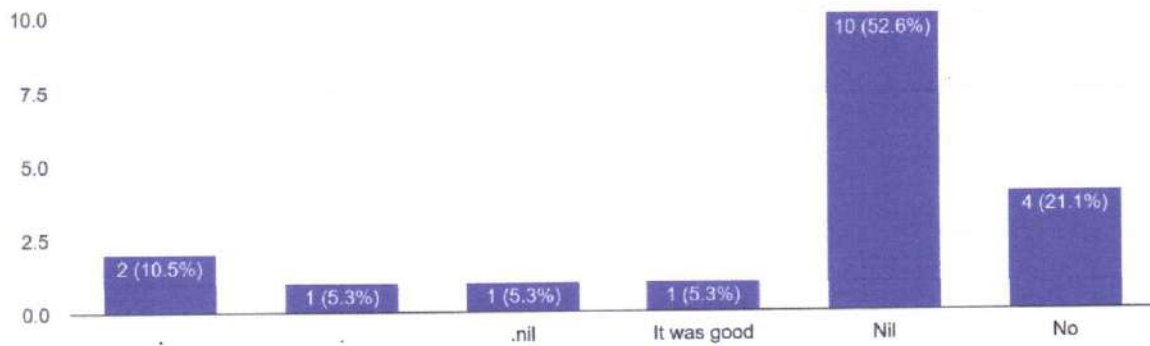
3. The following table shows the number of people who attended the concert in each of the three age groups.

18-24
25-34
35-44



8. Any suggestions

19 responses



RESULT: The program was successful as 100% of students attended the session responded by saying that the IKAP session was informative legibly & clinically relevant.

Dr. Aby Mathew T. MDS
Principal
Pushpagiri College of Dental Sciences





The first bar was successful in 100% of all cases. The
 second bar was successful in 100% of all cases. The
 third bar was successful in 100% of all cases. The
 fourth bar was successful in 100% of all cases. The
 fifth bar was successful in 100% of all cases. The
 sixth bar was successful in 100% of all cases.

REPORT OF 31st IKAP SESSION BY DR. MINIMOL K JOHNY

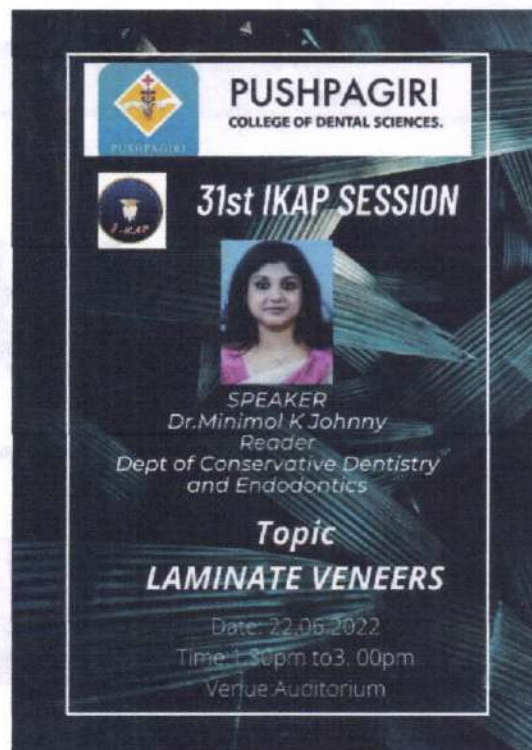
TOPIC: LAMINATE VENEERS



Coordinator: Dr Soniya S

DATE: 22 June 2022

The 31st IKAP session was conducted on 22nd June 2022 on the topic "Laminate Veneers" by Dr. Minimol K Johnny M.D.S, Reader, Department of Conservative Dentistry and Endodontics, Pushpagiri College of Dental Sciences, Thiruvalla. The IKAP session was coordinated and conducted by Dr. Soniya S under the guidance of Dr. Vinod Mathew. The session started at 1: 30 pm with 44 participants. The session started with welcome speech by Dr. Soniya S after which the mic was handed over to Dr. Minimol K Johnny. Dr. Minimol K Johnny discussed on various aspects of Laminate veneers, its indication advantages, disadvantages, tooth preparation. She explained with the help of various clinical scenarios. It was a communicative session where ma'am engaged the listeners with questions and their opinions. All the doubts were cleared during the session. The IKAP session ended by vote of thanks by Dr. Varsha Merin Babu.

POSTER OF THE IKAP SESSION



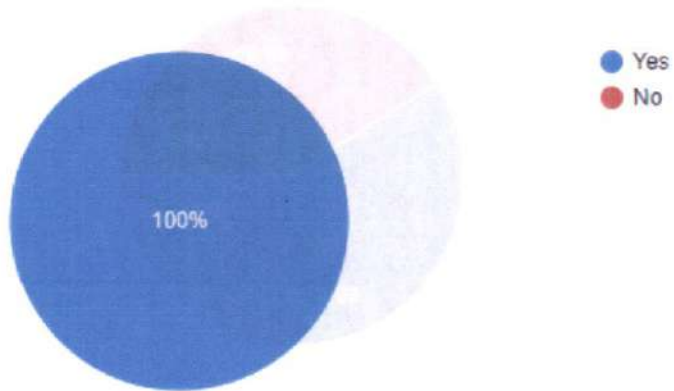


THE FEEDBACK FORM OF THE SESSION

<https://forms.gle/pHBTp9WQHdTpF>


2. Are you satisfied with the presentation?

44 responses



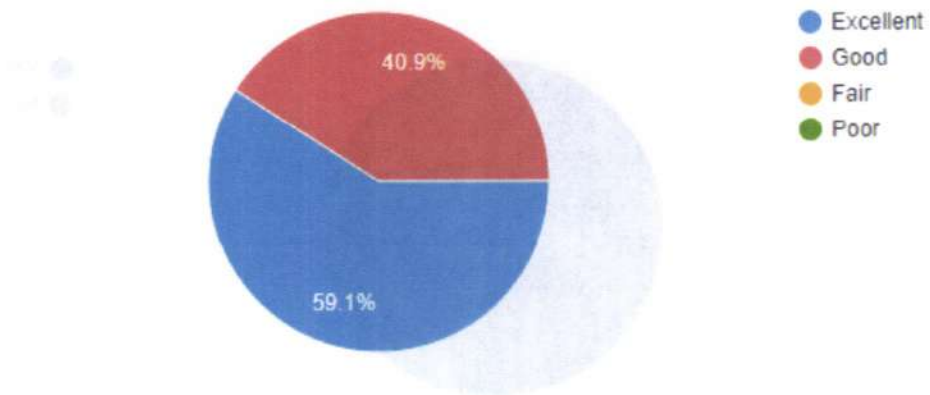
3. Was the session productive?

44 responses



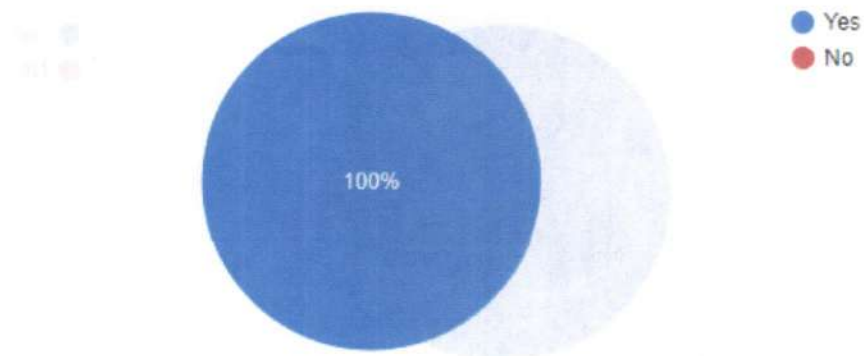
4. How would you rate the presenter?

44 responses



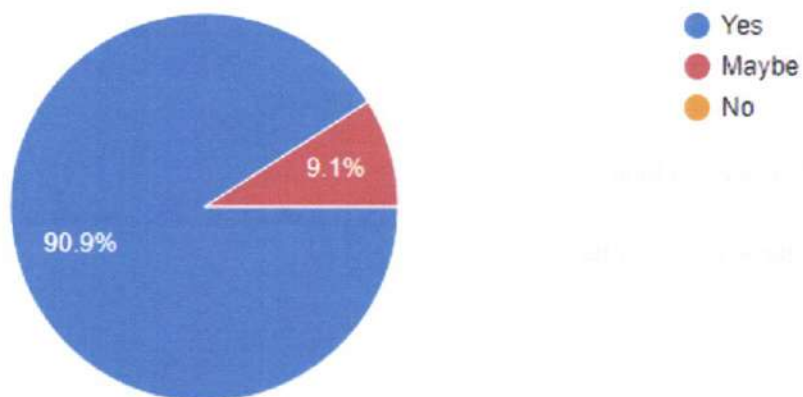
5. Did you understand the topic laminate veneers

44 responses



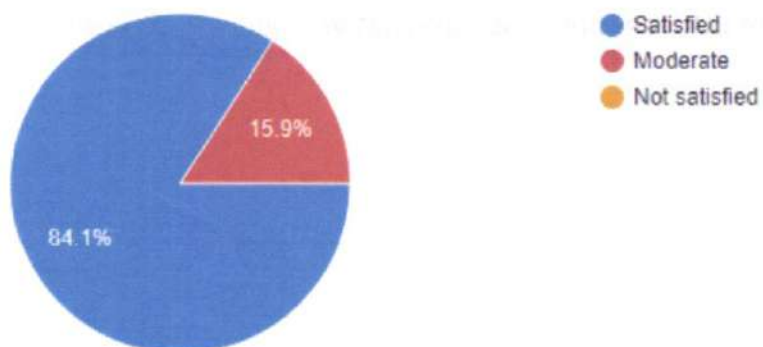
6. Would you recommend this to your colleagues

44 responses



7. How would you rate the overall IKAP Session?

44 responses



8. Any suggestions

27 responses


Nil

No

Yes

Clinically relevant topic

Make the session shorter



RESULT

The programme was successful as 100% of students attended the session responded by saying that the IKAP session was informative legibly & clinically relevant.

Dr. Aby Mathew T. MDS
Principal
Pushpagiri College of Dental Sciences



REPORT ON THE THIRTY THIRD IKAP SESSION

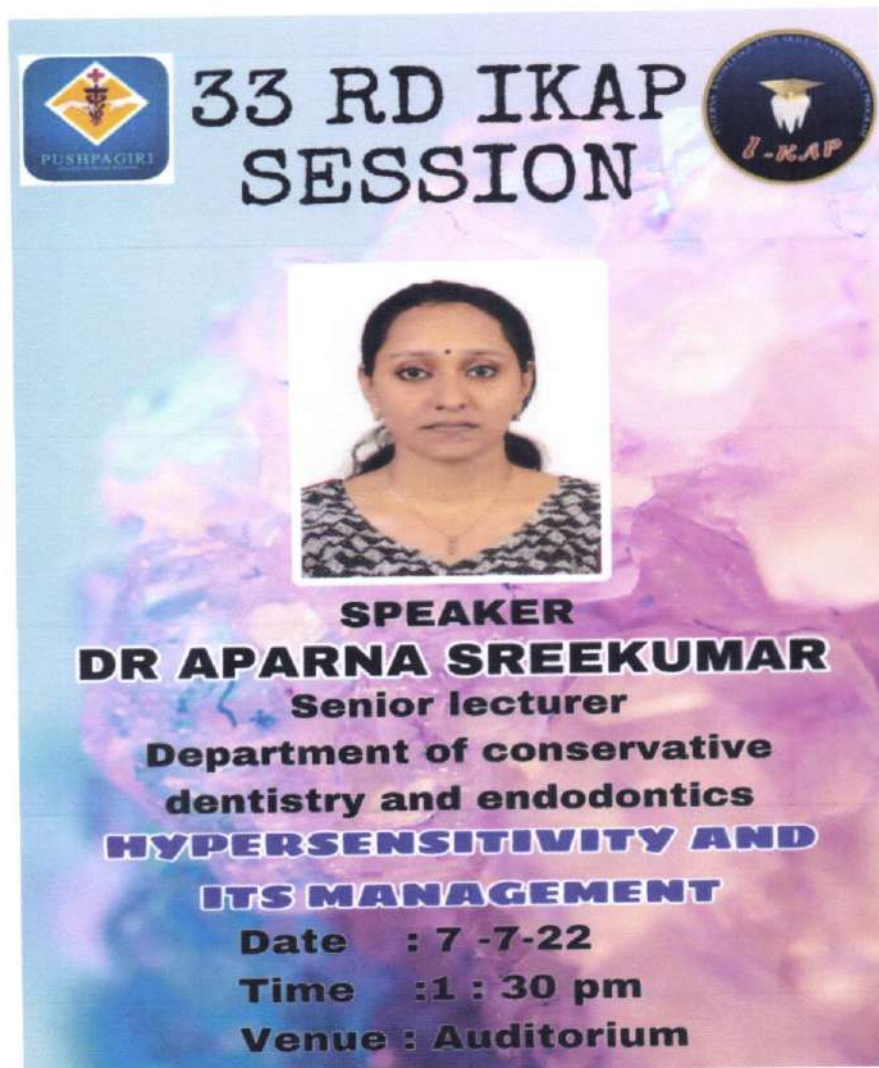
TOPIC: HYPERSENSITIVITY AND IT'S MANAGEMENT

SPEAKER: DR. APARNA AARATHI SREEKUMAR, MDS

PROGRAM COORDINATOR: DR. SWETHA ELIZABETH IDICULLA

DATE: 7th JULY , 2022.

The 33rd IKAP session was conducted on 7th july 2022 on the topic "hypersensitivity and its management " by Dr. Aparna Aarathi Sreekumar. Dr. Aparna is handling the post of Senior lecturer, department of conservative dentistry and endodontics at Pushpagiri College of Dental Sciences, Thiruvalla. The IKAP session was coordinated and conducted by Dr. Swetha Elizabeth Idiculla under the guidance of Dr. Vinod Mathew (Interns in-charge, PCDS).




The poster is titled "33 RD IKAP SESSION" in large, bold, black letters. It features a portrait of Dr. Aparna Sreekumar, a woman with dark hair, wearing a patterned top. To the left of the title is the Pushpagiri logo, and to the right is the IKAP logo. Below the portrait, the text identifies her as the speaker and provides details about her position and the session topic. The background of the poster is a colorful, abstract design with shades of purple, blue, and pink.

**33 RD IKAP
SESSION**

SPEAKER
DR APARNA SREEKUMAR
Senior lecturer
Department of conservative
dentistry and endodontics
**HYPERSENSITIVITY AND
ITS MANAGEMENT**

Date : 7 -7-22
Time :1 : 30 pm
Venue : Auditorium

The session started at 01:30 pm with 29 participants. Initially there was a silent prayer followed by a welcome speech by Dr. Swetha Elizabeth Idiculla. Later on, the mic was handed over to the respected speaker of the day, Dr. Aparna Aarathi Sreekumar. As the session progressed, Dr. Aparna discussed **HYPERSENSITIVITY AND ITS MANAGEMENT** in a simplified manner.



She explained briefly the etiology , clinical evaluation and prevention of dentinal hypersensitivity. She then explained in detail the various treatment options and clinical tips for effectively managing hypersensitivity. It was a communicative session where the speaker engaged the listeners with questions and all the doubts were cleared during the session. The IKAP session ended with a vote of thanks by Dr. Varsha Merin Babu..



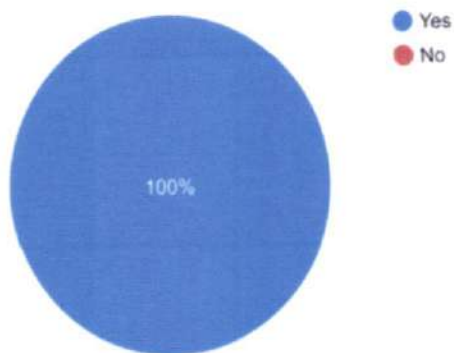
THE FEEDBACK FORM OF THE SESSION:

A feedback form was sent to all the participants to collect their opinion and feedback on the session. Many questions were included aimed at evaluating the effectiveness of the session. The feedback also evaluated the skills of the presenter at communicating the topic and again the advancement in knowledge of the listeners on the topic as aimed by conducting the session. All of the participants were satisfied with the presentation and the majority of the participants together voted that they understood management of dentinal hypersensitivity.

2. Did you understand the topic hypersensitivity and its management?



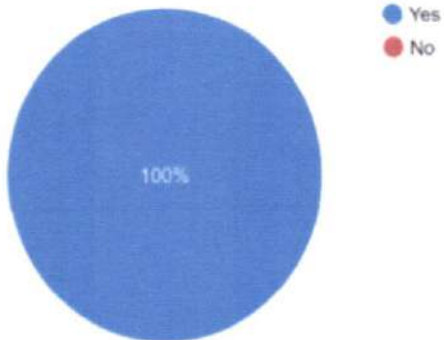
28 responses



1. Are you satisfied with the presentation?

 Copy

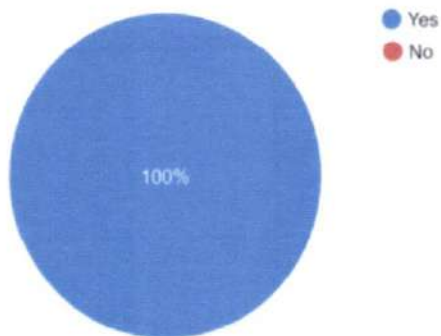
28 responses



3. Was the session productive?

 Copy

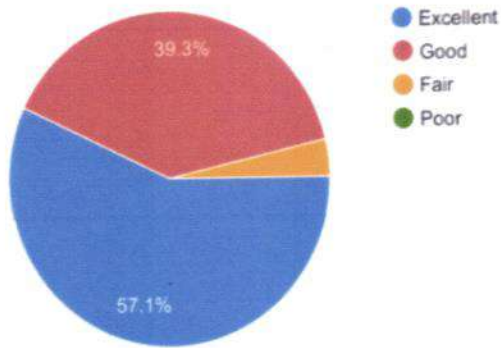
28 responses



4. How would you rate the presenter?

 Copy


28 responses



5. Would you recommend this to your colleagues?

 Copy

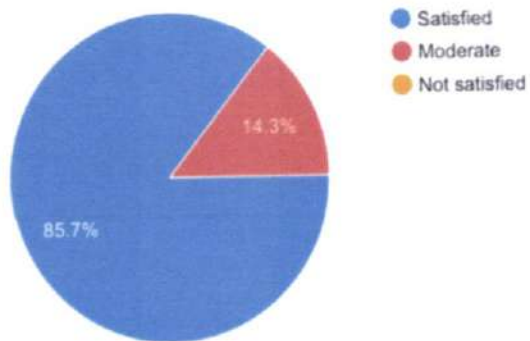
28 responses



8. How would you rate the overall IKAP Session?



28 responses



On asking for suggestions to improve the session, majority seem to be satisfied with the session as it is.

RESULT: The program was successful as 100% of students who attended the session responded by saying that the IKAP session was informative, legibly & clinically relevant.

Dr. Aby Mathew T. MDS
Principal
Pushpagiri College of Dental Sciences



REPORT ON THE 34TH SESSION IKAP CONDUCTED

BY DR. BABY JAMES


TOPIC: DENTAL PRACTICE: YESTERDAY, TODAY, TOMORROW

CO ORDINATOR: DR VARSHA MERIN BABU

DATE: 4th August 2022

The 34TH IKAP session was conducted on 4th August 2022 on the topic “ DENTAL PRACTICE: YESTERDAY, TODAY, TOMORROW ” by Dr Baby James M.D.S, Professor, Department of Conservative Dentistry and Endodontics, Pushpagiri College of Dental Sciences, Thiruvalla. The IKAP session was co-ordinated and conducted by Dr Varsha Merin Babu under the guidance of Dr Vinod Mathew. The session started at 1: 30 pm with 45 participants. The session started with welcome speech by Dr Varsha Merin Babu after which the mic was handed over to Dr Baby James. Dr Baby James discussed on the various changes that has occurred over time in the field of dentistry. It was a communicative session where sir engaged the listeners with questions and their opinions. All the doubts were cleared during the session. The IKAP session ended by vote of thanks by Dr Sangeetha Samson.

POSTER OF THE IKAP SESSION



The poster is a vertical rectangular graphic with a light pink background. At the top left is a logo for Pushpagiri College of Dental Sciences, and at the top right is the IKAP logo. The text '34th IKAP SESSION' is prominently displayed in the upper center. Below this is a portrait of Dr. Baby James, a man with glasses wearing a white shirt and a patterned tie. Underneath the portrait, the text identifies him as the 'SPEAKER' and 'Dr. BABY JAMES', a 'PROFESSOR' in the 'Department of Conservative Dentistry and Endodontics'. The main topic of the session, 'DENTAL PRACTICE: YESTERDAY, TODAY, TOMORROW', is written in large, bold, dark red letters. At the bottom, the event details are listed: 'Date : 04-08-2022', 'Time : 1:30 pm', and 'Venue : Auditorium'.

34th IKAP SESSION

SPEAKER
Dr. BABY JAMES
PROFESSOR
Department of Conservative Dentistry and Endodontics

**DENTAL PRACTICE:
YESTERDAY, TODAY,
TOMORROW**

Date : 04-08-2022
Time : 1:30 pm
Venue : Auditorium






THE FEEDBACK FORM OF THE SESSION:

<https://forms.gle/Y3Qmb4AUeXrhHzk8>

Are you satisfied with the presentation?

45 responses

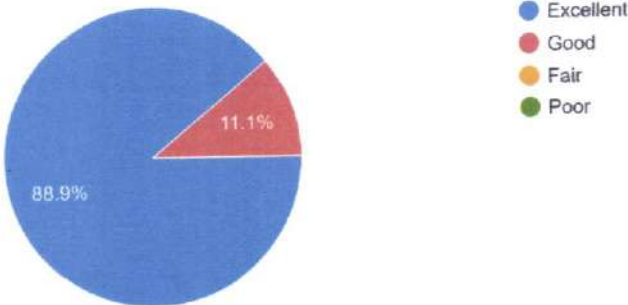


● Yes
● No




How would you rate the presenter ?

45 responses




Was the session productive?

45 responses




Were you able to understand the changing scope in field of dentistry?

45 responses



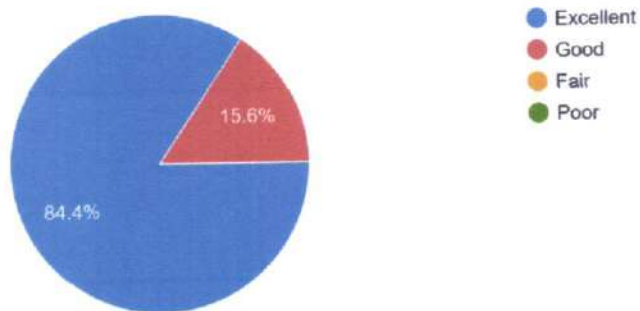
Would you recommend this to your colleagues?

45 responses



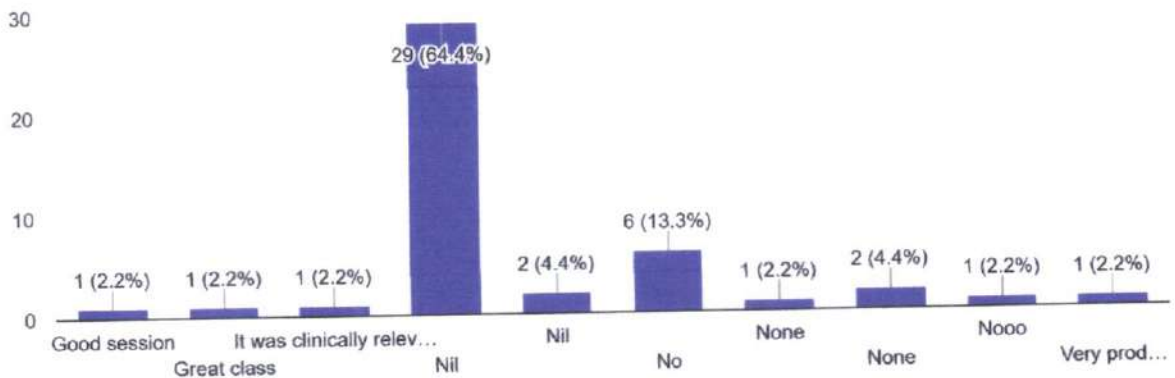
How would you rate the overall ikap session ?

45 responses



Any suggestions to improve the session ?

45 responses



RESULT: The program was successful as 100% of students attended the session responded by saying that the IKAP session was informative & clinically relevant.

Dr. Aby Mathew T. MDS
Principal
Pushpagiri College of Dental Sciences

